

Third Class Worksheets-Week 12

Dear parents,

This document includes all necessary pages from the books listed in this week's work. Timetable and checklists included are for you to use as you please, there is no obligation to complete work. I do hope you and your families are healthy and well this week.

Thanks in advance,
Ms. O' Donnell

Weekly Time table: Week 12-3rd Class

Subject	Monday	☺	Tuesday	☺	Wednesday	☺	Thursday	☺	Friday	☺
Maths :	Busy at Maths 3 P. 144		Busy at Maths 3 P. 145		Busy at Maths 3 P. 146		Busy at Maths 3 P. 148		Busy at Maths 3 P. 149	
English Written work	Wordwise 3 P. 82 + 83 A Q1-5		Wordwise 3 P. 82 + 83 A Q6-10		Wordwise 3 P. 83 B & C		Wordwise 3 P. 84 A&B		Wordwise 3 P. 84 C & D	
English Reading	Tig in the dumps: read p. 2-7		Tig in the dumps: read p.8-13		Tig in the dumps: read p.14-21		Tig in the dumps: read p.22-27		Tig in the dumps: read p.28-31	
Spellings J. G. p. 5 8	Fist, best, occasson, division		Revision, invasion, explosion Complete P. 60		Television, fraction, estimate		Complete p. 61		Weekly test	
Gaeilge (Children should have this book)	Fuaimeanna agus focail P. 62 A		Fuaimeanna agus focail P. 62 B + C		Fuaimeanna agus focail P. 63 D + E		Fuaimeanna agus focail P. 63 F		Fuaimeanna agus focail P. 56 +57	
Project Europe	Section 1: Include -your name -name of topic -images/drawings -brief description of the Vikings as a group, what makes it different to other groups, difference between past and present. -Information must be clear		Section 2: -Fact file -Bullet point key facts. These checklists may help you: -What did they do? -Where did they live? -How did they travel? -What did they eat? -Were they famous for any achievement?		Section 2: -Fact file -Bullet point key facts. These checklists may help you: -When did they exist? -Famous events in the lives of the Viking peoples. -Was there a well know leader or fighter?		Section 4: -Design some drawings/pictures of their homes/clothes/modes of transport. -Present your project to your family. -Send any images of your projects to sttsecondandthirdclass@gmail.com I will post any projects I receive on the school website.		Happy Friday Take in some fresh air outside, go for any form of exercise for 30 minutes-1 hour	
English reader			https://connect.collins.co.uk/repo1/Content/Live/qbslearning/Bigcat/TIGintheDUMPS/index.html							

How many stars did you earn



Chapter 27: Money 2

1. Write the answers to these in **euro** or **cent** as required.




























- | | | |
|--------------------|--------------------|--------------------|
| (a) €2.75 = ____ c | (b) €5.08 = ____ c | (c) € ____ = 640c |
| (d) € ____ = 770c | (e) €0.09 = ____ c | (f) €7.00 = ____ c |
| (g) € ____ = 80c | (h) €8.90 = ____ c | (i) € ____ = 901c |

2. Write these amounts of money in order starting with the **largest**.

- (a) €6.06 660c €6.19 634c €6.56
- _____

- (b) 489c 948c €8.94 849c €9.84
- _____

3. Give change out of €10 to customers in a shop.

	Count on to the nearest 10c.	Count on to the nearest euro.	Count on to the nearest €10.	Total change:
(a) 	 → €6.90 →	 →	 = € ____	
(b) 	 → €7.40 →	 →	 = € ____	
(c) 	 → €8.40 →	  →	 = € ____	
(d) 	  → € ____ →	  →	  = € ____	
(e) 	  → € ____ →	  →	  = € ____	

4. Cora spent €7.70. She got € ____ change from €10.

The €5 note / Counting up to €10



The 2 euro coin (€2) is the largest coin.
Next comes a note.
The smallest valued note is the 5 euro (€5) note.



1. Help these 6 children count the money they have saved. Write the amounts.

(a)



Sam: € _____

(b)



Niall: € _____

(c)



Suzy: € _____

(d)



Laura: € _____

(e)



Claire: € _____

(f)



Pete: € _____

- (i) Who saved the most? _____ (ii) Who saved the least? _____

2. The children want to buy a circus ticket costing €10. How much **more** must each save to have the exact amount?

	Child	has	needs to save
(a)	Sam	€ _____	€ _____
(b)	Niall	€ _____	€ _____
(c)	Suzy	€ _____	€ _____

	Child	has	needs to save
(d)	Laura	€ _____	€ _____
(e)	Claire	€ _____	€ _____
(f)	Pete	€ _____	€ _____

Challenge




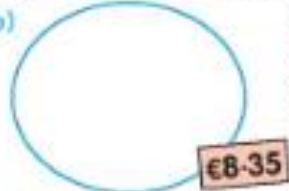

Anita has

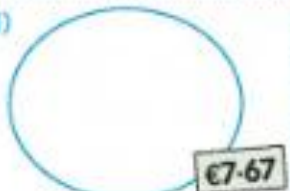




How much more does she need to buy the bracelet? € _____






Problems – Counting up to €10

1. Draw the **least** number of coins or notes to make these amounts.



(a)  (b)  (c) 

(d)  (e)  (f) 

2. Complete these tables.

	I had	I got	Now I have		I had	I got	Now I have
(a)	€4.80		€ _____	(e)	€8.65		€ _____
(b)	€5.60		€ _____	(f)	€2.37		€ _____
(c)	€6.08		€ _____	(g)	€5.99		€ _____
(d)	€7.85		€ _____	(h)	€7.09		€ _____

3.  I have .
How much more do I need to buy the hurley? € _____

4.  Audrey has .
She needs € _____ more to buy the basketball.

Challenge



Claire got  change from  when she bought the football.
How much did the football cost? € _____

Patterns on the hundred square

1	2	3	4	5	6	7	8	9	10
11	12	13	14	15	16	17	18	19	20
21	22	23	24	25	26	27	28	29	30
31	32	33	34	35	36	37	38	39	40
41	42	43	44	45	46	47	48	49	50
51	52	53	54	55	56	57	58	59	60
61	62	63	64	65	66	67	68	69	70
71	72	73	74	75	76	77	78	79	80
81	82	83	84	85	86	87	88	89	90
91	92	93	94	95	96	97	98	99	100

1. Use a hundred square to continue these sequences. Cover the numbers on the hundred square to help you see the pattern.

- (a) 70, 59, 48, 37, _____, _____, _____.
 (b) 91, 82, 73, 64, 55, _____, _____, _____.
 (c) 61, 52, 43, 34, 25, 16, _____, _____, _____.
 (d) 2, 12, 22, 32, 42, 52, 62, 72, 82, 92, _____, _____, _____.

2. Use the hundred square to help you complete these. What is the rule in each case?

- (a) 2, 4, 6, _____, _____, _____, _____.
 Rule: Add 2 to each number.
 (b) 6, 12, 18, _____, _____, _____, _____.
 Rule: _____
 (c) _____, 6, _____, 12, 15, _____, _____.
 Rule: _____
 (d) _____, _____, 24, 32, _____, 48, _____.
 Rule: _____
 (e) 77, 70, 63, _____, _____, _____.
 Rule: _____
 (f) 99, 90, _____, _____, _____, _____.
 Rule: _____
 (g) 265, _____, 255, 250, _____, _____.
 Rule: _____
 (h) 312, 308, _____, 300, _____, _____, _____.
 Rule: _____

3. Write the missing numbers. What is the rule in each case?

(a)

Rule: Add 4.

(b)

Rule: _____

(c)

Rule: _____

(d)

Rule: _____

Challenge

Draw the next number in this pattern. Write

1

3

6

10



Pattern on the number line

1. Continue these sequences. What is the rule in each case?

(a) 1, 4, 7, _____, _____, _____

Rule: _____

(b) 1, 2, 4, 8, _____, _____, _____

Rule: _____

(c) 1, 3, 9, _____, _____

Rule: _____

(d) 96, 48, 24, _____, _____, _____

Rule: _____

(e) 467, 461, 455, _____, _____, _____

Rule: _____

(f) 910, 800, 690, _____, _____, _____

Rule: _____

(g) 680, 630, 580, _____, _____, _____

Rule: _____

(h) 666, 555, 444, _____, _____, _____

Rule: _____

2. Challenge yourself!

(a) $\frac{1}{2}$, 1, $1\frac{1}{2}$, _____, _____, _____

Rule: _____

(b) $1\frac{1}{4}$, $1\frac{1}{2}$, $1\frac{3}{4}$, 2, _____, _____

Rule: _____

(c) 1kg, $1\frac{1}{2}$ kg, 2kg, _____, _____

Rule: _____

(d) $\frac{1}{4}$ m, $\frac{1}{2}$ m, $\frac{3}{4}$ m, 1m, _____, _____

Rule: _____

3. Write the missing numbers on these number line patterns. Describe the pattern.



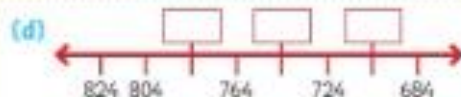
Rule: Add 10.



Rule: _____



Rule: _____



Rule: _____

Challenge

Complete this pattern. Draw. Write.



1



4

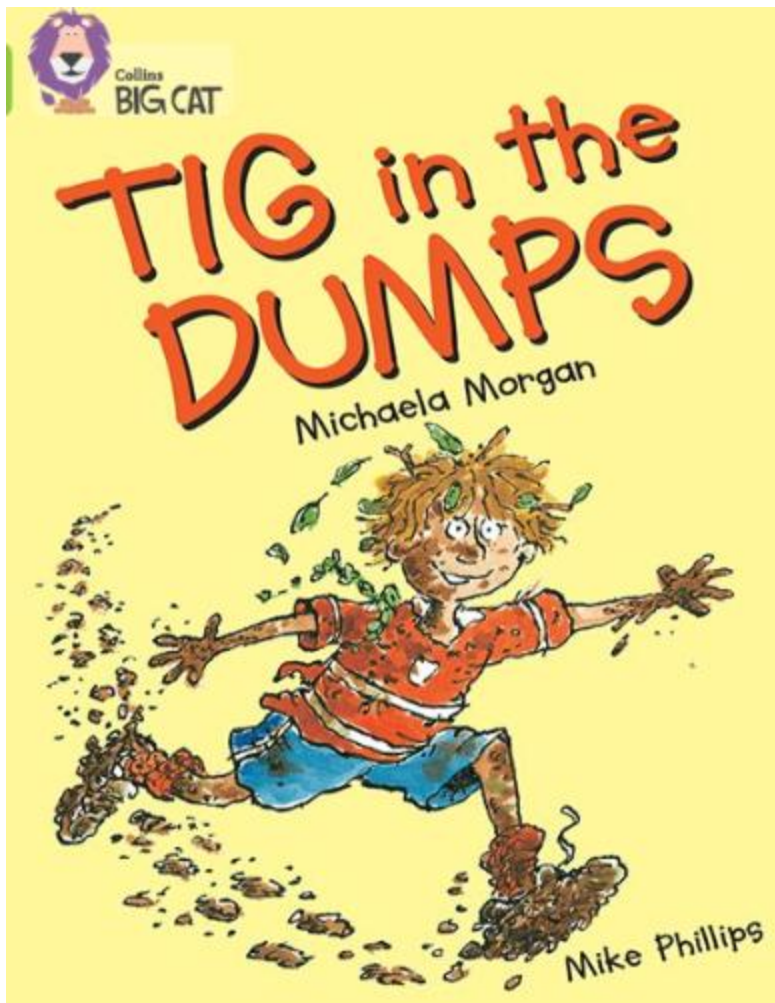


9



16





TIG in the DUMPS



Written by Michaela Morgan
Illustrated by Mike Phillips

1 In Trouble



Tig always *tried* to sit still. Tig always *tried* not to wriggle. But he just *couldn't* stay still.

It seemed as if his head was full of dreams and his pants were full of ants. And the school chairs really were very hard.



"Have you heard a word I've said?" asked Miss Simmons.

"Oh yes, Miss!" said Tig. "I heard every word."

"Well, what did I say, then?"

Tig thought for a moment. "Can't you remember, Miss?" he wondered.

Miss Simmons exploded. "Are you trying to be cheeky?"
"No, Miss!" Tig protested. "I'm not trying to be cheeky at all."



It was true. Tig never *tried* to be cheeky. He never tried to get into trouble. In fact, he always tried to be good.

But somehow, things just never worked out.

He had heard every word Miss Simmons had said. She'd said:

Tomorrow is
Book Day.

You can all dress up
as a book character.

There is a
fantastic prize
for the best
costume.

And *please* think
carefully about your
costume.

Last year
everybody came
as pop singers.
Try to be
different!



"Think of all the lovely books you've read in school. Look!" Miss Simmons waved her hand at a display of books and posters. "You could be a character from any of these books. You could be ...



2 Little Boy Blue



All that day, Miss Simmons went on about Book Day. "You could dress up as a pirate. Or you could be my favourite character, Stig of the Dump. You all enjoyed *Stig of the Dump* when we read it, didn't you? It's about a boy who finds a real Cave Boy in a pit, remember?"

Miss Simmons sounded determined.

"There are lots of characters you could be.

I don't want to see you all dressed as pop stars this Book Day."

At playtime everyone decided which characters they were going to be.



Tig hoped nobody was going to remember the costume he wore last year.

He didn't need anyone to remind him. How could he forget? His mum had gone to lots of trouble to make his costume. She always tried her best at things. She'd made him a tiger costume. But she'd made one tiny mistake.

Can you spot it?



Kev and Katy had been quick to notice the mistake. They always picked on Tig.



Even Tig's friends gave him a hard time. All day long they went on about it.



That's how he got his nickname, Tig. But after a while, he started to like it.

Tig wanted to wear his football kit for the Book Day competition this year. He didn't want to look different again! But when he got home and told his mum, she had other ideas. She wanted him to wear something special.

Just look at it!



"Your aunty had this in the loft," said Mum.
"I promised we'd look after it really carefully.
It's a Little Boy Blue costume. I can make it fit you."





As she tugged and tweaked at the costume, she sang the song:

♪ Little Boy Blue come blow on your horn. ♪
 The sheep's in the meadow,
 The cow's in the corn.
 ♪ But where is the boy who looks after the sheep? ♪
 He's under a haystack fast asleep!

14

Tig wished **he** was under a haystack.



He knew what Katy and Kev would do when they saw him in the costume. He could just imagine it ...



15

3 The Perfect Plan



- That night, Tig had nightmares about the Little Boy Blue suit. He couldn't stop worrying.
- What could he do?
- There were only three possible plans he could think of:

- 1 Pretend to be sick and stay off school.
- 2 Hide in the PE cupboard all day.
- 3 Run away.

Then Tig had a much better idea. It was perfect!
And at last he could fall asleep.



In the morning Tig put on his Little Boy Blue costume, picked up his sports bag, waved goodbye to Mum and set off. But he didn't go far. He had his plan!



He crouched behind the hedge at the end of next door's garden.

Then he took out his football kit.
Carefully, very carefully, he took off
the frilly blue shirt. He folded it to put it in his bag.



Have you guessed the plan?

Yes! Tig was going to wear his football kit as his
costume for Book Day. Then he was going to change
back into the Little Boy Blue costume just before he
went home for tea with Mum.

That was his clever plan. Nobody would laugh at him
and he wouldn't hurt Mum's feelings. Nothing could
go wrong.

Or could it?

Tig had just put the last bit of the terrible blue costume into his sports bag when he heard a growl.

He looked around and what did he see? It was the dog from next door.




Tig was a bit scared of this dog. In fact, he was terrified of it. It had shiny, sharp teeth. It had slobbering jaws. It had feet as big as frying pans. And it had a very nasty look in its eye.

It was looking at him. Then – it snapped its jaws shut and came towards him.

Tig didn't wait to find out if the dog was feeling friendly. He was off and running for his life! Clutching his bag, he ran right through the hedge. Then through next door's compost heap ...



... through a garden pond ...



... over a strawberry patch ...

... through another hedge ...



... and then there he was ...

... in the school playground,
wearing only his underpants.

He was also wearing quite a lot of pond weed, some mud, bits of straw, twigs and some grass cuttings.
This is what he looked like.




Could it *get* any worse?

4 “Phew!”

Yes, it could. He had been seen.

A group of people came towards Tig. They were staring at him and pointing. It was just like his nightmare!
He could see Katy and Kevin and his teacher, Miss Simmons.

He was in trouble. Deep trouble.





First to speak was Kev.
"Phew!" he said.
But before he could carry on, Miss Simmons butted in.
"Yes!" she said. "You look just like Stig of the Dump.
Brilliant! Fantastic! DIFFERENT!"

All the other kids were footballers and princesses.
They stared at Tig.
Then one by one they said:



Even Kev looked impressed.



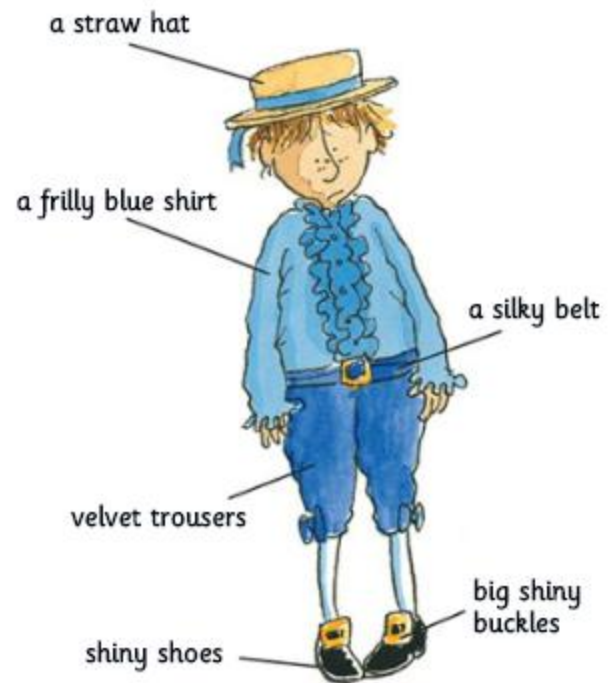
And of course ... Tig won the prize. It was an enormous box of chocolates. He took them home, had a bath, changed his clothes and gave the box of chocolates to Mum.

She was pleased. "You've looked after the costume so well! It looks as good as new!" she said. "Why, it almost looks as if it had never been worn."

Then she smiled and ate a chocolate. "Nutty – but nice!" she laughed. And she gave him a big hug.



Tig's Different Costumes



30

embarrassing costume



31

prize-winning costume