

### **Third Class Worksheets-Week 8**

Dear parents,

This document includes all necessary pages from the books listed in this week's work. Timetable and checklists included are for you to use as you please, there is no obligation to complete work. I do hope you and your families are healthy and well this week.

Considering we are now closed until September, I want to reiterate that I am available to check and give feedback on the completed work. Parents can decide whether they want to send it to me or not. As always I do appreciate feedback if certain aspects of the work are too challenging or if you would like assistance with any part of it. Please send all completed work and/or queries to: [sttsecondandthirdclass@gmail.com](mailto:sttsecondandthirdclass@gmail.com)

Thanks in advance,  
Ms. O' Donnell

### Weekly Time table: Week 8-3<sup>rd</sup> Class

Subject	Monday	☺	Tuesday	☺	Wednesday	☺	Thursday	☺	Friday	☺
Maths : MYM: Students book	Busy at Maths p. 45 Master your Maths P. 58		Busy at Maths p. 46 Master your Maths P. 58		Busy at Maths p. 47 Master your Maths P. 59		Busy at Maths p. 48 Master your Maths P.59		Busy at Maths p. 49 Master your Maths Test P. 92	
English Written work	A Way with Words 3 P. 27 A		A Way with Words 3 P. 27 B		Read Poem, answer questions 1-5		Read poem, answer remaining questions.		Draw a picture of what you think Mr. Nobody would look like.	
English Reading	The Amazing Adventures of Bat Bird: read p. 2-7		The Amazing Adventures of Bat Bird: read p.8-13		The Amazing Adventures of Bat Bird: read p.14-21		The Amazing Adventures of Bat Bird: read p.22-27		The Amazing Adventures of Bat Bird: read p.28-31	
Spellings J. G. p. 5 2	Land, quiz, scene		Scent, muscle, science		Scissors, crescent, gram		Kilogram, p. 53		Weekly test	
Tables	X 0		X3		X6		X9		X1 -	
Gaeilge	Ceartlitriú P. 27 A Match, write the word		Ceartlitriú P. 27 B Finish the sentences		Ceartlitriú P. 28 C Write the correct word in the correct space		Ceartlitriú P. 28 complete the crossword		Play Simon says using the action words.	
Gaeilge Ceartlitriú p. 27	Ag rith=running		Ag siúl=walking		Ag snámh=swimming		Ag scríobh=writing		Scrúdú=test	
English reader			<a href="https://connect.collins.co.uk/repo1/Content/Live/qbslearning/Bigcat/TheAmazingAdventuresofBatbird/index.html">https://connect.collins.co.uk/repo1/Content/Live/qbslearning/Bigcat/TheAmazingAdventuresofBatbird/index.html</a>							

How many stars did you earn



# Two-step problems



Jane had 627 plants for sale in her garden centre. She sold 439 plants and got 276 from her supplier. How many plants had she then?

$$(627 - 439) + 276 = \star$$

My estimate:  $(600 - 400) + 300 = 500$

Method A

h t u	h t u
<del>6</del> 27	188
- 439	+ 276
188	464

Method B

h t u
<del>6</del> 27
- 439
188
+ 276
464

1. Complete these using Method A. Estimate first!

(a)  $(324 - 148) + 239$

h t u	h t u
324	_____
- 148	_____
_____	_____

(b)  $(512 - 275) - 186$

h t u	h t u
512	_____
- 275	_____
_____	_____

(c)  $(257 + 379) - 478$

h t u	h t u
_____	_____
_____	_____
_____	_____

2. There were 273 people on a train travelling from Dublin to Cork. At Portlaoise, 137 people got off and 129 people got on. How many people were on the train then?

h t u	h t u
_____	_____
_____	_____
_____	_____

3. Complete these using Method B. Estimate first!

(a)  $(256 + 317) - 185$

My estimate: \_\_\_\_\_

h t u
_____
_____
_____

(b)  $(524 - 279) + 387$

My estimate: \_\_\_\_\_

h t u
_____
_____
_____

(c)  $(342 + 489) - 295$

My estimate: \_\_\_\_\_

h t u
_____
_____
_____

## Challenge 1

There were 473 children in Clever Clogs School at the beginning of the year. 87 children left and 105 new children arrived. How many children were in the school then?

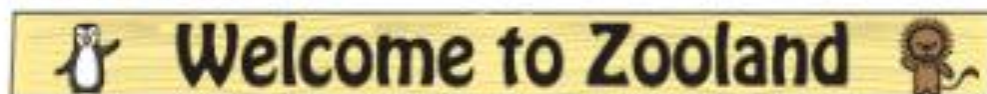
h t u
_____
_____
_____

## Challenge 2

Carla paid €426 for a television and €289 for a stereo system. She had €143 left. How much money had she at first?

h t u
_____
_____
_____


# Zooland visitors



The following are the entrance figures to Zooland for 1 week:

Monday	Tuesday	Wednesday	Thursday	Friday	Saturday	Sunday
118	153	391	177	678	476	519

1. On what day did the most people visit Zooland? \_\_\_\_\_


2.  On what day did the fewest people visit Zooland? \_\_\_\_\_

3. How many people visited altogether on Monday and Tuesday? \_\_\_\_\_

4.  How many people visited altogether at the weekend? \_\_\_\_\_

5. How many more people visited on Friday than on Saturday? \_\_\_\_\_

6. How many more people went to Zooland on Friday than on Monday and Tuesday combined? \_\_\_\_\_

7.  How many fewer people went to Zooland on Tuesday and Thursday combined than on Sunday? \_\_\_\_\_

8. On the following Wednesday, 128 fewer visitors went to Zooland than on Sunday. How many visited on the following Wednesday? \_\_\_\_\_

9. How many more visitors went to Zooland on Sunday and Wednesday combined than on Saturday? \_\_\_\_\_

10. How many more visitors went to Zooland on the Friday and Monday combined than on Wednesday? \_\_\_\_\_ 

**Challenge 1** How many more people visited Zooland on Friday and Thursday combined than on Wednesday and Tuesday combined? \_\_\_\_\_



**Challenge 2** Denny spent  $3\frac{1}{2}$  hours at Zooland. He spent 157 minutes looking at the animals and half an hour having a picnic. He spent the rest of the time at the zoo playground. How many minutes did he spend at the zoo playground? \_\_\_\_\_ minutes





# Chapter 9: Multiplication 1 – By 2, 4 and 8

Each bicycle has 2 wheels. How many wheels are there altogether?



There are 2 ways to do this sum:

(a) **Addition sentence:** Count and add all the 2s  $\rightarrow 2 + 2 + 2 + 2 = 8$

(b) **Multiplication sentence:** Count the number of **times** we find 2  $\rightarrow 4 \times 2 = 8$

1. Complete these **addition** sentences. Write a **multiplication** sentence for each one.

- |   |               |                                |
|---|---------------|--------------------------------|
| (a) $2 + 2 = 4$                         | $\rightarrow$ | $2 \times 2 =$ _____           |
| (b) $2 + 2 + 2 =$ _____                 | $\rightarrow$ | $3 \times$ _____ $=$ _____     |
| (c) $2 + 2 + 2 + 2 =$ _____             | $\rightarrow$ | _____ $\times$ _____ $=$ _____ |
| (d) $2 + 2 + 2 + 2 + 2 =$ _____         | $\rightarrow$ | _____ $\times$ _____ $=$ _____ |
| (e) $2 + 2 + 2 + 2 + 2 + 2 =$ _____     | $\rightarrow$ | _____ $\times$ _____ $=$ _____ |
| (f) $2 + 2 + 2 + 2 + 2 + 2 + 2 =$ _____ | $\rightarrow$ | _____ $\times$ _____ $=$ _____ |

2. Now do these using **addition** and **multiplication** sentences.

(a) Each carton holds 2 litres of milk. How many litres are there altogether?



$2 + 2 + 2 + 2 + 2 + 2 + 2 =$  \_\_\_\_\_  $\rightarrow$  \_\_\_\_\_  $\times 2 =$  \_\_\_\_\_

(b) A player rolled a 2 each time on a die. What was her total score?



$2 +$  \_\_\_\_\_  $+$  \_\_\_\_\_  $+$  \_\_\_\_\_  $+$  \_\_\_\_\_  $+$  \_\_\_\_\_  $=$  \_\_\_\_\_  $\rightarrow$  \_\_\_\_\_  $\times 2 =$  \_\_\_\_\_

## Maths Fact

An ostrich has 2 toes on each foot.  
How many toes altogether have  
4 ostriches? \_\_\_\_\_ toes



Be careful!

## Groups of 2

### 1. Complete.

(a) Write the missing numbers in this number line.

0 1 ○ 3 ○ 5 ○ 7 ○ 9 ○ 11 ○ 13 ○ 15 ○ 17 ○ 19 ○

(b) Colour the circle that has the number 2.

(c) Count on in 2s and colour all the **multiples of 2** the same colour.

(d) List the numbers you have coloured:

\_\_\_\_, \_\_\_\_\_, \_\_\_\_\_, \_\_\_\_\_, \_\_\_\_\_, \_\_\_\_\_, \_\_\_\_\_, \_\_\_\_\_, \_\_\_\_\_, \_\_\_\_\_

(e) 4 sets of 2 bring me to \_\_\_\_.

(f) 3 sets of 2 bring me to \_\_\_\_.

(g) 5 sets of 2 bring me to \_\_\_\_.

(h) 7 sets of 2 bring me to \_\_\_\_.

(i) 8 sets of 2 bring me to \_\_\_\_.

(j) 10 sets of 2 bring me to \_\_\_\_.

### 2. Complete the grid.

(a) Write the missing numbers on this section of the hundred square.

1		3		5		7		9	
11		13		15		17		19	
21		23		25		27		29	

(b) List the numbers you wrote in order.

2, 4, \_\_\_\_\_, \_\_\_\_\_, \_\_\_\_\_, \_\_\_\_\_, \_\_\_\_\_, \_\_\_\_\_, \_\_\_\_\_, \_\_\_\_\_, \_\_\_\_\_, \_\_\_\_\_

### 3. Complete these to make **multiple of 2** patterns.

(a) 2, \_\_\_\_\_, 6.

(b) 10, \_\_\_\_\_, 14.

(c) 18, \_\_\_\_\_, 22.

(d) 22, \_\_\_\_\_, 26.

(e) 14, \_\_\_\_\_, 18.

(f) 20, \_\_\_\_\_, 24.

(g) 8, \_\_\_\_\_, 12.

(h) 12, \_\_\_\_\_, 16.

(i) 26, \_\_\_\_\_, 30.

(j) 16, \_\_\_\_\_, 20.

(k) 4, \_\_\_\_\_, 8.

(l) 28, \_\_\_\_\_, 32.

### 4. A toaster can toast 2 slices of bread at a time.

(a) How many slices altogether will 4 toasters toast at a time? \_\_\_\_\_ × \_\_\_\_\_ = \_\_\_\_\_

(b) How many slices altogether will 7 toasters toast at a time? \_\_\_\_\_ × \_\_\_\_\_ = \_\_\_\_\_



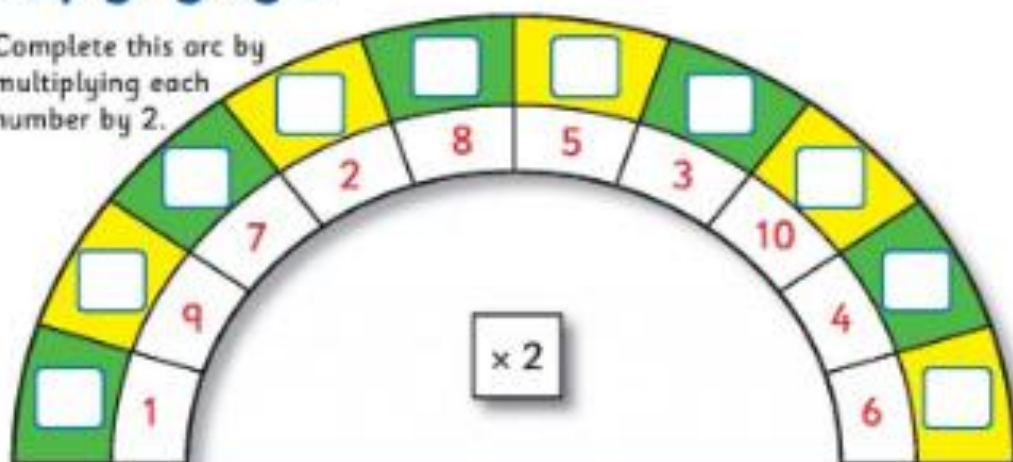
### Maths Fact

Lions can't roar until they reach the age of 2. What is the combined age of 6 lion cubs who have just learned to roar? \_\_\_\_\_ years



# Multiplying by 2

1. Complete this arc by multiplying each number by 2.



2. Complete these **multiplication** sentences.

(a)  $4 \times 2 = \underline{\quad}$     (b)  $5 \times 2 = \underline{\quad}$     (c)  $9 \times 2 = \underline{\quad}$     (d)  $8 \times 2 = \underline{\quad}$   
 (e)  $7 \times 2 = \underline{\quad}$     (f)  $10 \times 2 = \underline{\quad}$     (g)  $3 \times 2 = \underline{\quad}$     (h)  $6 \times 2 = \underline{\quad}$

3. Write a **multiplication** sentence for each of these.

(a) three twos:  $\underline{\quad} \times 2 = \underline{\quad}$     (b) eight twos:  $\underline{\quad} \times \underline{\quad} = \underline{\quad}$   
 (c) six twos:  $\underline{\quad} \times \underline{\quad} = \underline{\quad}$     (d) two twos:  $\underline{\quad} \times \underline{\quad} = \underline{\quad}$   
 (e) ten twos:  $\underline{\quad} \times \underline{\quad} = \underline{\quad}$     (f) nine twos:  $\underline{\quad} \times \underline{\quad} = \underline{\quad}$

4. How many socks are there in:

A pair is another name for a group of 2.



(a) 4 pairs?  $\underline{\quad}$     (b) 6 pairs?  $\underline{\quad}$     (c) 3 pairs?  $\underline{\quad}$   
 (d) 9 pairs?  $\underline{\quad}$     (e) 7 pairs?  $\underline{\quad}$     (f) 8 pairs?  $\underline{\quad}$   
 (g) 10 pairs?  $\underline{\quad}$     (h) 5 pairs?  $\underline{\quad}$     (i) 2 pairs?  $\underline{\quad}$



5. A barn owl has 2 large eyes. How many eyes have:



(a) 6 owls?  $\underline{\quad}$     (b) 8 owls?  $\underline{\quad}$     (c) 4 owls?  $\underline{\quad}$   
 (d) 7 owls?  $\underline{\quad}$     (e) 2 owls?  $\underline{\quad}$     (f) 9 owls?  $\underline{\quad}$   
 (g) 1 owl?  $\underline{\quad}$     (h) 10 owls?  $\underline{\quad}$     (i) 5 owls?  $\underline{\quad}$

## Maths Fact



Elephants sleep for an average of 2 hours each day. For how many hours will an elephant sleep in a week?  $\underline{\quad}$  hours



## Tricky Words (1)

### do, does

A. Write the correct word in each sentence. Choose from the words in the wordbox.

1. I \_\_\_\_\_ my homework every day.
2. The cuckoo \_\_\_\_\_ not build a nest for its young.
3. If you dump rubbish in the river, you will \_\_\_\_\_ harm to the fish and animals there.
4. Penguins \_\_\_\_\_ not fly.
5. The swallow and the swift \_\_\_\_\_ not spend the winter in Ireland.
6. A hurricane \_\_\_\_\_ a lot of damage to buildings.

### did, done

B. Write the correct word in each sentence. Choose from the words in the wordbox.

1. \_\_\_\_\_ you swim in the sea?
2. The dolphin \_\_\_\_\_ lots of tricks in the water.
3. The doctor \_\_\_\_\_ not know what she had \_\_\_\_\_ with her thermometer.
4. The children \_\_\_\_\_ not go out to play until all the work was \_\_\_\_\_.
5. Michael \_\_\_\_\_ his best in school.
6. We \_\_\_\_\_ not see what they had \_\_\_\_\_.



### is, are

C. Write the correct word in each sentence. Choose from the words in the wordbox.

1. The lazy bees in a hive \_\_\_\_\_ called drones.
2. The Moon \_\_\_\_\_ different from the Earth because it has no air.
3. The first flower of spring \_\_\_\_\_ the snowdrop.
4. Two animals that sleep in winter \_\_\_\_\_ the hedgehog and the squirrel.
5. The bat \_\_\_\_\_ the only mammal that can fly.

### was, were

D. Write the correct word in each sentence. Choose from the words in the wordbox.

1. The seeds \_\_\_\_\_ scattered by the wind.
2. The polar bear \_\_\_\_\_ lumbering over the snow.
3. You \_\_\_\_\_ very patient to wait for me.
4. \_\_\_\_\_ the book interesting?
5. Some of my friends \_\_\_\_\_ watching television.
6. Tim \_\_\_\_\_ happy but his friends \_\_\_\_\_ sad.





## Mr Nobody

I know a funny little man,  
As quiet as a mouse,  
Who does the mischief that is done  
In everybody's house!  
No one ever sees his face,  
And yet we all agree  
That every plate we break was cracked  
By Mr Nobody.

'Tis he who always tears our books,  
Who leaves the door ajar,  
He pulls the buttons from our shirts,  
And scatters pins afar.  
That squeaking door will always squeak,  
For, prithee, don't you see,  
We leave the oiling to be done  
By Mr Nobody.

The fingermarks upon the door  
By none of us are made,  
We never leave the blinds unclosed,  
To let the curtains fade.  
The ink we never spill. The boots  
That lying round you see  
Are not our boots – they all belong  
To Mr Nobody.

Anon



## Question Time


A

1. Is the funny little man loud and noisy? Which line tells you this?
2. Do we know what he looks like? Which line tells you this?
3. Who is blamed for breaking every plate?
4. Who really breaks each plate?
5. Name three other things for which Mr Nobody is blamed.
6. What does Mr Nobody do with books?
7. Where does he scatter the pins?
8. How can we stop a door from squeaking?



Thursday English

Wednesday English



# The Amazing Adventures of BATBIRD



Written by Jane Clarke  
Illustrated by Nick Schon



## 1 SUPERDUCK

Down at Puddletown Pond, Duncan Dabble and his friends were watching *Batbird* on World Wide Waterscreen TV.

"Teatime!" Mum called.

**KERSWISH!** Duncan swirled his *Batbird* cape around him.

**"KERQUACK!"** he yelled.

**KERZOOM!** He dashed back home to the nest under the willow tree.

"*Batbird's* here to save the universe!" he announced.  
"That's nice," Mum said, "but we don't need saving today. Take a turn sitting on the eggs for a minute, Duncan, and have some tea."





"I'm not Dunkan," said Dunkan, "I'm Batbird! Superducks don't stop for tea!"

**KERGOLLOP!** He grabbed a slugburger and gobbled it down.



**KERSWISH!** He swirled his Batbird cape.


**KERZOOM!** Dunkan dashed back to the pond.



Mrs Dabble settled herself on the eggs with a sigh.

4

**KERTHUNK!** He landed in a heap next to the nest.  
**KERSWISH!** His cape swished over his head.



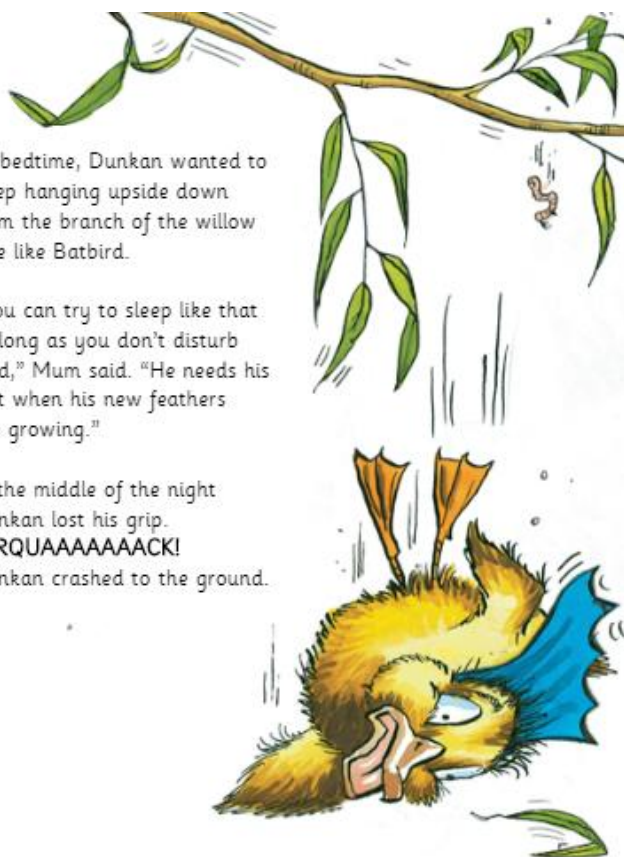
At bedtime, Dunkan wanted to sleep hanging upside down from the branch of the willow tree like Batbird.

"You can try to sleep like that as long as you don't disturb Dad," Mum said. "He needs his rest when his new feathers are growing."

In the middle of the night Dunkan lost his grip.

**KERQUAAAAAACK!**

Dunkan crashed to the ground.



Dad woke up and flapped his tatty feathers.  
"Mind the eggs!" he yelled.




"Sorry, Dad!" Dunkan peered out from under his cape.  
"Put your head under your wing like a good duckling and go to sleep, Dunkan," Mum told him.  
"I'm not Dunkan," said Dunkan, "I'm Batbird! Superducks don't need sleep!"

"It's hard to live with a superduck," Dad groaned.

7



## 2 WATCH OUT! FOX ABOUT!



The next day at school was Pond Safety Day.  
 "Why must you be careful when you go to the pond?" Miss Waddle asked the class.  
 "You might get knocked down by a car on the way," said Billy.  
 "You might get tangled up in an old fishing line," said Peep.  
 "You might be gobbled up by a big fish!" said Weborah.  
 Dunkan yawned. He couldn't keep his eyes open.

8

The other ducklings gasped.  
 "Foxes steal eggs!" Weborah said.



"Foxes eat ducklings!" said Peep.



"And some ducks can't fly away because their feathers are changing," Billy added quickly.



10



"And you might be pounced upon by a fox," Miss Waddle said. She took that morning's copy of the *Puddletown Flyer* from under her wing, and showed the class the front page. It read: "Watch out! Fox about!"

"KER-ZZZZZZZZ!" Dunkan snored.

9

"That's right," said Miss Waddle. "At the moment, a lot of your parents are moulting, which means they are losing their old feathers and growing new ones, just like me."

She rustled her dowdy feathers. "The farmer will be after the fox, but the fox might creep up on you."

Miss Waddle raised her voice. "Watch out! Fox about! Can you hear me, Dunkan?"



11



"I'm not Dunkan," yawned Dunkan. "I'm Batbird. Superducks aren't afraid of the fox!"

"Even Superducks are afraid sometimes," said Miss Waddle.

"Not Batbird!" Dunkan said. He swirled his cape around his shoulders. "I'll show you how Batbird deals with Pond Safety!"

"Oh dear," Miss Waddle sighed.



### 3 NEVER FEAR, BATBIRD'S HERE

At playtime, Dunkan yelled, "Never fear, Batbird's here!" **KERPOW!** He knocked Billy over as he pushed him out of the path of a Killer Car.



**KERSWISH!** His Batbird cape whirled as he twirled Peep around to untangle him from the Fishing Line Strangler.



**KERAAAAAASH!** He crashed into Weborah as he plucked her from the jaws of the Big Fish.



"Dunkan!" Miss Waddle said. "Don't be so rough with your friends!"

"I'm not Dunkan," said Dunkan, "I'm Batbird! Superducks have to be rough to save the universe. I'll show you how Batbird will deal with the fox!"




Dunkan swirled his cape round his shoulders and charged. "Owwwwwww!" yelled Miss Waddle, Billy, Peep and Weborah as they landed in a heap.






Miss Waddle called Mum, and Duncan was sent home early from school.



"Miss Waddle says I'm too rough," Duncan told Mum and Dad. "And Billy, Peep and Weborah say that they won't play with Batbird any more."

16

"If you carry on as Batbird you'll lose *all* your friends," said Mum.  
"Batbird doesn't need friends," said Duncan.  
"But you do, Duncan," Mum said, giving him a hug.  
"I'm not Duncan, I'm Batbird," said Duncan.



18

"Oh dear," said Dad. "Perhaps it's a good time to stop being a superduck."

"It's a very bad time to stop being a superduck!" Duncan said. "There's a fox about. Batbird has to save the universe!"

"Let the farmer deal with the fox," sighed Dad.



#### 4 KERSWISH! KERQUACK! KERTHUNK!

That evening, no one would play with Duncan, or even watch *Batbird* on TV with him. There was nothing to do but to take turns with Mum and Dad sitting on the eggs. The eggs showed no sign of hatching, so they weren't much fun.

"It's lonely being a Superduck!" Duncan sighed. "If only the fox would turn up. Then I'd show Miss Waddle and everyone!"



19




"Be careful what you wish for," Dad said.  
 "Cheer up," said Mum, "you'll feel better after a good night's sleep."  
 "Sleep?" said Duncan. "Superducks don't sleep when there's a fox about! Batbird's going to stay awake all night."  
 Mr and Mrs Dabble groaned.



That night, Duncan hung upside down from the willow tree. It had been a busy day and it was hard to keep awake. Mum was sound asleep on the nest, with Dad snoring beside her.

Duncan's eyelids began to droop and soon he fell fast asleep. He was so busy dreaming about Batbird saving the universe that he didn't hear the rustling in the reed bed beneath him.




20

A moonlight shadow slunk across the nest.  
 A shadow with a bushy tail and sharp fangs.  
 The shadow opened its jaws ...

Just at that moment, Duncan lost his grip.  
**KERSWISH!** His cape swirled.  
**"KERQUACK!"** he yelled as he fell.



23



22



**KERTHUNK!** He landed on top of the fox!  
Batbird's cape flapped in the fox's eyes. The fox didn't know what had hit him.



24

## 5 NO MORE BATBIRD

At dawn, everyone met at Puddletown Pond to gobble their Weedabix as usual.

"What was all that noise about last night?"

Miss Waddle asked.

"Batbird scared away the fox!" Mrs Dabble said proudly.


"That's right," said Mr Dabble. "Our Dunkan is Batbird, you know!"

**K ... k ... k ... kerquack!** Dunkan's knees were still knocking, but there was something he had to tell them.



26

"Oooooooooooooooooow!" the fox howled,  
and he ran away as fast as his legs would carry him.



"You saved us!" Mum and Dad cried.

"You're a real superduck!"

"And that was a real fox!" Dunkan gasped. "It was really, really dangerous and really, really scary!"

And Dunkan started to shake from the end of his shiny bill to the tip of his tufty tail.

25

Everyone stopped dabbling their Weedabix and looked at Dunkan.

"It's hard being Batbird," Dunkan said. "A superduck's life is rough and dangerous, and no one wants to play."

He took off his cape.

"I'm going to stop being Batbird," he announced.

"Hooray!" Miss Waddle, Billy, Peep and Weborah cheered.



27





A few days later, down at Puddletown Pond, Dunkan Dabble and his friends were watching a film on World Wide Waterscreen TV.

Mum and Dad brought the new ducklings along to meet everyone.

"It was hard living with a superduck," Dad said, smoothing back his new feathers. "We're glad you're not Batbird any more."

28

"You might not be a superduck," said Mum, handing out the Pond Pops, "but we all think you're a super duckling, Dunkan."

Dunkan tore himself away from the film on TV.

"I'm not Dunkan!" said Dunkan, flattening his tufty topknot. "The name's Pond ... James Pond."



29

## BATBIRD time line

### Before tea

Dunkan watches *Batbird* on World Wide Waterscreen TV.

### Tea time

Dunkan says that superducks don't stop for tea.

### Bedtime

Dunkan falls out of a tree and wakes Dad.



### Evening

No one will play with Dunkan.

### Playtime

Dunkan is sent home for being rough.

### Next morning

At school, Dunkan's class is warned about the fox.



### Bedtime

Dunkan falls out of the tree again and scares away the fox.

### Next morning

Everybody is proud of Dunkan, but he stops being Batbird.

### A few days later

Dunkan gets an idea after watching a James Pond film ...



30

31

## Suíl Siar B- Céartlitriú

ag rith=running

ag siúl=walking

ag scátáil=skating

ag léamh= reading

ag rothaíocht=cycling

ag gáire=laughing

ag iascaireacht=fishing

ag caint=talking

ag snámh=swimming

ag scríobh=writing

### B.

a. Tá Síle ar scoil.

Tá sí \_\_\_\_\_ agus \_\_\_\_\_.

b. Tá an múinteoir \_\_\_\_\_.

Tá sé \_\_\_\_\_.

c. Tá Oisín \_\_\_\_\_.

Tá sé \_\_\_\_\_.

d. Ní Liam \_\_\_\_\_.

Tá sé \_\_\_\_\_.

e. Níl Síle \_\_\_\_\_.

Tá sí \_\_\_\_\_ agus \_\_\_\_\_.

f. Níl múinteoir \_\_\_\_\_.

Tá sé \_\_\_\_\_.

# Súil Siar B

## A Féach siar. Ceangail agus scríobh.

(a) 	ag rith	(f) 	(a) ag scátáil
(b) 	ag siúl	(g) 	(b) _____
(c) 	ag scátáil	(h) 	(c) _____
(d) 	ag léamh	(i) 	(d) _____
(e) 	ag rotháiocht	(j) 	(e) _____
	ag gáire	(k) 	(f) _____
	ag iascaireacht	(l) 	(g) _____
	ag caint	(m) 	(h) _____
	ag snámh	(n) 	(i) _____
	ag scríobh	(o) 	(j) _____

## B Críochnaigh na habairtí.

(a) Tá Síle ar scoil   
Tá sí  agus 

(b) Tá an múinteoir   
Tá sé 

(c) Tá Oisín   
Tá sé 

(d) Níl Liam   
Tá sé 

(e) Níl Síle   
Tá sí  agus 

(f) Níl an múinteoir   
Tá sé 

Figure 1: Gaeilge: Monday & Tuesday





Scriobh an focal ceart.

5



1



1

2

3

4

5

6

7

8

7



2



4



8



6



Dréimire focal. Scriobh na focail.

briste  
og gáire  
gráinneog  
obair bhaile

loch  
lá scamallach  
púicín  
ag iascaireacht

ag scríobh  
léine  
lora rua  
caipín

neantóga  
duilleoga  
ag rothafocht

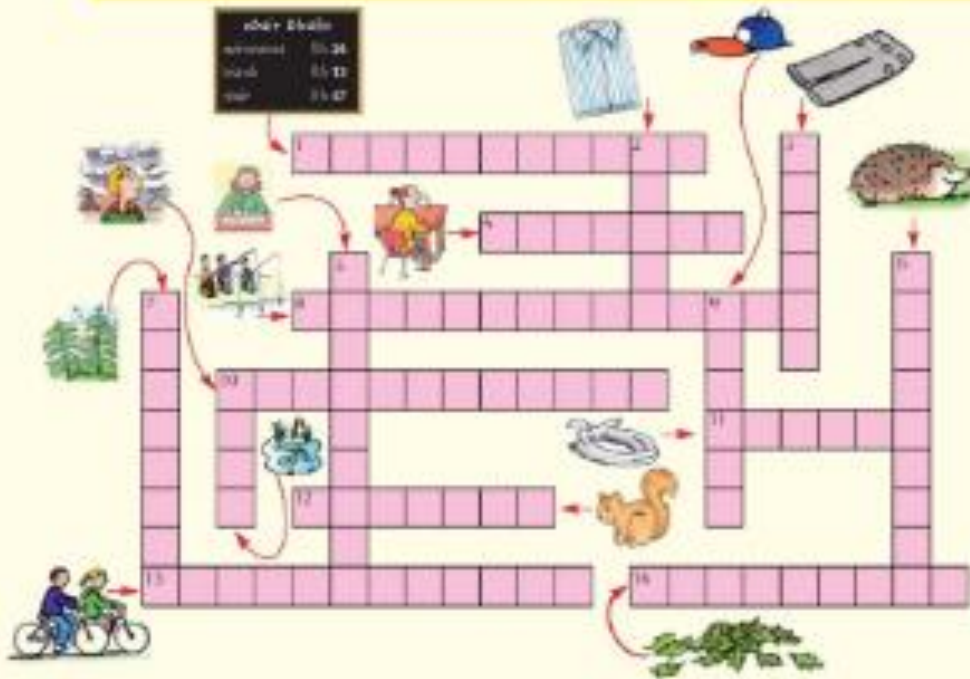


Figure 2: Gaeilge Wednesday & Thursday



**SESE/ARTS-Optional Extra**

This is active work that incorporates a range of topics. There is absolutely no pressure on anyone to complete this work but if you would like to incorporate the little bit of baking/organising/art into your week, feel free. Pick and choose from the content. Again, there is no obligation to complete this work, it is merely a suggestion in case you'd like it. Let's make the most of this!

	Monday	Tuesday	Wednesday	Thursday	Friday
Resources	My Super Hero	Art	PE Guided video-Gymnastics-leaps and Jumps	Science	Science
Activity	<ul style="list-style-type: none"><li>• My superhero activity sheet.</li></ul>	Family Flower keepsake activity	<a href="https://www.youtube.com/watch?v=6hLZSqPrJKw&amp;list=PLe1IO2KkrDG_9e7reCMJBVDtg_RwRmJ_q&amp;index=3">https://www.youtube.com/watch?v=6hLZSqPrJKw&amp;list=PLe1IO2KkrDG_9e7reCMJBVDtg_RwRmJ_q&amp;index=3</a>	<ul style="list-style-type: none"><li>• Light Worksheet.</li></ul>	<ul style="list-style-type: none"><li>• Light worksheet</li><li>• Go outside and investigate if you can find any shadows around your house and garden.</li></ul>

# My Superhero Identity

My self-portrait:

My superhero name is:

Why I chose my costume:

---

---

---

My secret  
superpowers are:

How I got  
my powers:

My top secret  
weakness is:



## Family Flower Bouquet Handprint Keepsake



### You will need:

White paper

Green paper

Long green or brown pipe cleaners

Paint – a different colour for each family member

Paintbrush

Strong craft glue or double-sided sticky tape



### Instructions:

1. Paint yellow paint on to the hand of the smallest family member. Make 3 yellow handprints on to white paper. These will become the yellow inner petals of the flowers.
2. The member of the family with the largest hands will make the leaves. Paint their hand green and print three or four handprints on to green paper.
3. Ask each of the other members of the family to choose a colour of paint, paint their hand and make handprints on to white paper. You will need about 12 handprints in total.
4. Once the paint is dry, cut around all of the handprints.
5. Create the 3D flowers. Start by forming the leaves. Put a strip of tape or dab of glue in the middle of the handprint along the bottom edge, then pinch it around the pipe cleaner.
6. To create the flowers, begin with a yellow handprint. Wrap the yellow handprint tightly around the top of the pipe cleaner and secure it with glue or tape.



## Family Flower Bouquet Handprint Keepsake

7. To create the petals of the flower, use tape or glue to attach the other coloured handprints in layers near the top of the pipe cleaner. You will need four handprints for each flower. Put a strip of tape or dab of glue in the middle along the bottom edge of each handprint and pinch it around the pipe cleaner. You may need to glue or tape the overlapping edges of the handprints together to form a neater looking flower.
8. Repeat the flower-making process to make two more flowers.
9. Place the finished flowers in a cup or vase to display them.

## An Amazing Fact a Day

# Light and Shadow

### Amazing Fact

You can buy a torch which is 20 000 times brighter than a regular torch. It can be used to start fires, melt polystyrene and even fry eggs!

Do you know how light travels?

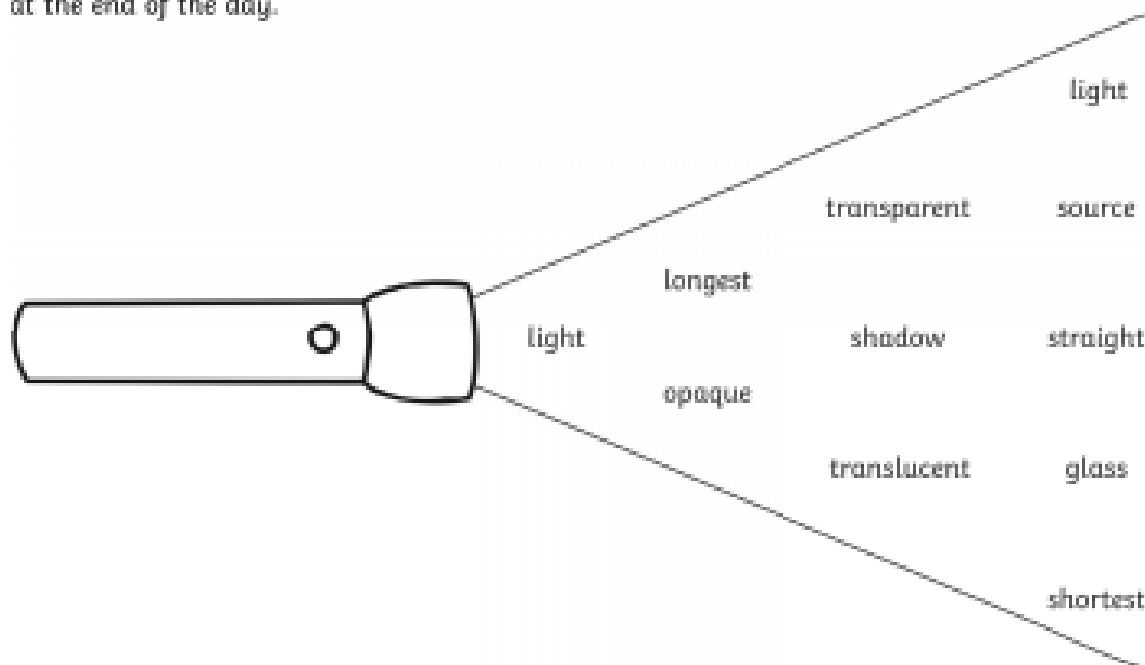
Select the missing words from the torch below and fill in the gaps.

### Challenge 1

Do you know how light travels?

Select the missing words from the torch below and fill in the gaps.

Light travels in \_\_\_\_\_ lines from a \_\_\_\_\_ of light, which bounces off an object. We can see the object because the \_\_\_\_\_ enters our eyes. Wood and cardboard are \_\_\_\_\_ objects, which light cannot travel through. \_\_\_\_\_ is a \_\_\_\_\_ material which allows light to pass through. Tissue paper is \_\_\_\_\_ which will let some light travel through. When an object blocks out the \_\_\_\_\_, a \_\_\_\_\_ is formed. Shadows are \_\_\_\_\_ at midday and \_\_\_\_\_ at the end of the day.





### Opaque

When light will not pass through an object.

### Translucent

When an object allows some light to pass through it.

### Transparent

When light passes through an object.

#### An Amazing Fact a Day

## Light and Shadow

### Challenge 2

Sort the materials into 3 groups: opaque, transparent and translucent.

Transparent	Opaque	Translucent

paper



ice cubes



window



pencil



sandwich bag



glass bottle



sticky tape



chair



tin can



You could also try to find out:

- what the brightest light on Earth is;
- how far searchlights can cast their beams;
- how far your torch at home will shine;
- about the relationship between light and heat.