

Dear Parent/Guardian(s),

I hope this week finds you all well.

Please see the following link which allows Parents and Students to register to get access to Folens online resources:

<https://www.folensonline.ie/registration/>

This is a really great resource. You can access the Abair Liom Irish scheme/content via this website, which would be lovely for the children to experience for the remainder of June. I am not including it as part of essential work but more so for you to explore with your child if and when you get the time. So please feel no pressure.

Many thanks again for all your co-operation thus far. Have a lovely weekend.

Kindest regards,

Marian Duggan.

Senior Infants Plan of Work

8th to the 12th June

Monday: (optional as it's a bank holiday)

- ✓ Blending practice: Monday column.
- ✓ Sight words: down, find.
- ✓ Unfamiliar Reading: chose a title from Oxford Reading Tree.
- ✓ New Reader-Core Reader 4: Kate's Sandcastle pg. 45.
- ✓ Free Writing: The Beach
- ✓ Revise the formation of lower case letter q.
- ✓ Maths- The Sweet Shop

Tuesday:

- ✓ Blending practice: Tuesday column.
- ✓ Sight words: when, again.
- ✓ Unfamiliar Reading: Oxford Reading Tree.
- ✓ New Reader-Core Reader 4: Kate's Sandcastle pg. 46.
- ✓ SESE/Writing-*Small World Workbook*: What's for Dinner? Pg. 57
- ✓ Revise the formation of the Capital letter Q.
- ✓ Maths- Matching money

Wednesday:

- ✓ Blending practice: Wednesday column.
- ✓ Sight words: could, been,.
- ✓ Unfamiliar Reading: Oxford Reading Tree.
- ✓ New Reader-Core Reader 4: Kate's Sandcastle pg. 47.
- ✓ Sight words Activity: Starlight Skills Book pg. 61
- ✓ Revise the formation of lower case letter r.
- ✓ Maths: How much money did Betsy the Bear spend?

Thursday:

- ✓ Blending practice: Thursday column.
- ✓ Sight words: me, very.
- ✓ Unfamiliar Reading: Oxford Reading Tree.
- ✓ New Reader-Core Reader 4: Kate's Sandcastle pg. 48.
- ✓ Sounds Make Words Workbook: Revise the blend 'ng' pg. 46
 - Activity sheet: Read the story 'Fishing' ' (*sheet attached below)
- ✓ Revise the formation of Capital R.
- ✓ Maths: Adding Money

Friday:

- ✓ Blending practice: Friday column.
- ✓ Sight words: revise words practiced this week.
- ✓ New Reader-Core Reader 4: Kate's Sandcastle pg. 49.
- ✓ Starlight Skills Book-Writing Activity pg. 60.
- ✓ Maths: Time
- Story-time: The Sandcastle that Lola built by Megan Maynor

Phonics:

Blending Practice;

- ✓ Sound out each letter, run the sounds together to form the word e.g. sounding out c-a-t saying the individual sounds and then blending/running them together again to form the entire word
- ✓ Colour each word after you have sounded it out and blended it correctly.
- ✓ Write out the words you have sounded out (5 a day, next page).
Don't forget your tripod grip ☺

Mon.	Tues.	Wed.	Thurs.	Fri.
moo	spill	bog	sang	spun
bug	king	blot	sift	fuzz
spend	lad	swung	grim	gap
wing	gulp	fin	moon	spell
frill	root	luck	hem	wood
grit	grand	brand	peck	gruff

Sight Word Revision Activities

- Find and practice reading each of the following words in the Senior Infants Sight Word List.
- Read each word on the specified days.
- Colour the word in the list once you have found it and read it.
- Practice putting the words into a sentence aloud.
- Try writing a sentence containing the word (focus isn't on the spelling here remember but the ability to put the sight word into context- does it make sense? it's important to allow your child the option to self-correct also).

Monday	Tuesday	Wednesday	Thursday	Friday
down	when	could	me	revise
find	again	been	very	

Reading: Unfamiliar Texts

Explore the following link:

<https://www.oxfordowl.co.uk/for-home/find-a-book/oxford-reading-tree-levels/>

Explore this great website. Oxford reading tree has something for every interest and ability level.

Again focus on reading as a process, the aim isn't to know all words, but rather keep in mind the pace of reading, tracking words as they read, ability to identify sight words, ability to decode words using their sounds etc., and most importantly the level of enjoyment they get out of the process.

We want to avoid frustration, so choose something that is accessible to your child's level. Enjoy 😊

***New Reading ***

Core Reader 4: Kate's Sandcastle

Try some of the activities mentioned below for before/during/after reading (see pg.44 of your child's reader). These encourage active reading and thus encourage the young reader to remain engaged in the process. Have fun!

****Note:** When reading the word 'Kate'; the magic e at the end of the word uses it's magic and makes the vowel before it say it's name i.e. the letter 'a' says it's name rather than it's sound.

Monday	Tuesday	Wednesday	Thursday	Friday
Read page 45.	Read page 46.	Read page 47.	Read page 48.	Read page 49

Writing Activities:

Monday:

Free Writing: Use you're your sounds, mistakes are allowed, this is not formal writing, the emphasis here is on writing for fun ☺

- Have you ever been to the beach? What do you like to do at the beach? Have you ever built a sandcastle? Tell me about it. If not don't worry you can use your imagination.
- Remember when you are writing, that all our sentences begin with a capital letter and end with a full stop, unless it is a question sentence (?) or a wow sentence (!).
- Remember to write your letters on the wall/line as neat as you can and to leave a finger space between your words so that I can read your lovely sentences clearly.

Handwriting: Revise the formation of lower case letter q.

Tuesday:

SESE: Small World Workbook: What's for Dinner? Pg. 57

- All animals need food. Look at the animals on this page. Can you name each animal?
- Think about what each animal eats and draw your ideas in the boxes provided.

Handwriting:

- ✓ Revise the formation of the Capital letter 'Q'.

Wednesday:

Sight words Activity: Starlight Skills Book pg. 61

- Trace and write the words: new, would.
- Write the missing letters in.
- Write the correct word into each sentence. Read it, does it make sense?
- Write your own sentences using the words new and would.

Handwriting: Revise the formation of lower case letter r.

Thursday:

Sounds Make Words: Revise the blend 'ng' pg. 46

- This page has been completely previously in class, today it forms a basis for the revision of the blend /ng/.
- What sound does this blend make? What action do we use? (Remember the strong man lifts his heavy weight and makes a funny sound 'nnnnnggg').
- Can you think of words that contain the 'ng' blend? Try writing them down using your sounds.
- Look at the pictures on the page. Sound out each word and then blend the sounds together to read the words.
- Activity sheet: Read the story 'Fishing' (*sheet attached below)

Find and circle the following sight words in the story: I, my, the, to, was, there, be.

Handwriting: Revise the formation of Capital R.

Friday:

Writing Activity: Starlight Skills Book-Writing Activity pg. 60.

- Write an interesting fact about each funfair ride.
- Choose another funfair ride. Draw and label it. Write an interesting fact about it.

Optional Handwriting/Letter formation activities:

Just Write B1 Workbook

1. Find the letter of the day in your handwriting workbook.
2. Trace over the letter in your workbook.
3. Practice writing them on lines, inside squares etc.
4. Option to trace each letter on a table with your finger or pour a teeny bit of flour onto a plate and trace the shape of the letter into that.
5. Option to form letters using items from around the house.

Maths

Monday

*Maths Activity Sheet is attached below: The Sweet Shop

- ✓ Adding money at the Sweet Shop.
- ✓ Example: $3c + 5c = 3$ dots/cubes/cents plus 5 more dots/cubes/cents = how many altogether? Join them and count. You will get 8 in total 😊

Tuesday

*Maths Activity Sheet is attached below: Matching money

- ✓ Match each child to the correct piggy bank
- ✓ Who has the most money?
- ✓ Who has the least money?

Wednesday

*Maths Activity Sheet is attached below: How much money did Betsy the Bear spend?

- ✓ Look at each shopping bag. Add the total amount of money spent for each shopping bag.
- ✓ Which bag of shopping cost the most money?
- ✓ Which bag of shopping cost the least money?

Thursday

*Maths Activity Sheet is attached below: Adding Money

- ✓ Betsy has 9c, what can she buy?
- ✓ Tick yes or no.
- ✓ What would you like to buy at the sweet shop?

Friday

*Maths Activity Sheet is attached below: Time

- ✓ Draw the hour hand on each clock.
- ✓ Remember the hour hand is shorter.

Some optional light relief:



Story of the week:

- The Sandcastle that Lola built by Megan Maynor
<https://www.youtube.com/watch?v=S1yVh8Tu3kE>

Yoga time:

- ✓ This week in Yoga we meet Calypso the Flamingo;
<https://www.youtube.com/watch?v=96R059yOPVI>

Creativity:

- ✓ Fill the Flamingo with lots of colour (sheet attached below)
- ✓ You could use glitter/feathers/glue or whatever is to hand.
- ✓ Have fun 😊



Mindful Colouring:

- ✓ Attached below are some summer themed mindfulness colouring sheets.
- ✓ I'm attaching a link here to for some nice accompanying background music:
<https://www.youtube.com/watch?v=5DiMoehAeOU&t=2272s>

Read the story.

Fishing

I went fishing with my dad.
I did not catch a fish, just a shell.
I felt a bit sad.

Just then, I spotted a chest on the sand.
I ran to it and lifted the lid.
It was full to the brim with things.
There was cash and a big ring.

‘I will be as rich as a king!’
I sang as I rushed back to tell Dad.



Sight words: I my the to was there be

Reading LO 5 (e): Recognise some digraphs and blends.

Reading LO 5 (e): Read words containing short and long vowel sounds.

Reading LO 5 (e): Use knowledge of letter patterns and sounds to read words.



Monday's Maths Activity Sheet: Adding money.



Add

Ben buys

$$\begin{array}{r} \text{Banana} \quad 3 \text{ c} \\ + \text{Ice cream} \quad 5 \text{ c} \\ \hline \end{array}$$

He spends c

Evan buys

$$\begin{array}{r} \text{Candy} \quad 2 \text{ c} \\ + \text{Cake} \quad 3 \text{ c} \\ \hline \end{array}$$

He spends c

Anna buys

$$\begin{array}{r} \text{Chocolate} \quad 4 \text{ c} \\ + \text{Crisps} \quad 6 \text{ c} \\ \hline \end{array}$$

She spends c

Liam buys

$$\begin{array}{r} \text{Cake} \quad 3 \text{ c} \\ + \text{Banana} \quad 3 \text{ c} \\ \hline \end{array}$$

He spends c

Who spent the **most** money? _____

Who spent the **least** money? _____



Tuesday's Maths Activity: Matching money

Match



Match each child to the correct piggy bank.



Evan has 10c.



Anna has 7c.



Emma has 2c.



Max has 6c.




_____ has the **most** money.

_____ has the **least** money.



Wednesday's Maths Activity: How much money did Betsy the Bear spend at the sweet shop?

Add




3c 2c


5c

How much money did Betsy Bear spend?


SWEET SHOP




2c




2c




5c




4c




3c




6c




c



c



c

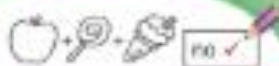


c

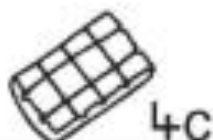


Thursday's Maths Activity Sheet: Adding Money

Add



The shop



Betsy has 9c. What can she buy? Tick **Yes** or **No**.



3c

+



4c

+



2c

yes

no



5c

+



2c

+



2c

yes

no



3c

+



2c

+



5c

yes

no



2c

+



6c

+



2c

yes

no



5c

+



2c

+



3c

yes

no



Friday's Maths Activity Sheet: Time

Clocks



Draw the **hour** hand on each clock.



3 o'clock



9 o'clock



5 o'clock



7 o'clock



2 o'clock



6 o'clock



12 o'clock



8 o'clock



10 o'clock



Flamingo Template

