

Second Class Worksheets-Week 9

Dear parents,

This document includes all necessary pages from the books listed in this week's work. Timetable and checklists included are for you to use as you please, there is no obligation to complete work. I do hope you and your families are healthy and well this week.

Considering we are now closed until September, I want to reiterate that I am available to check and give feedback on the completed work. Parents can decide whether they want to send it to me or not. As always I do appreciate feedback if certain aspects of the work are too challenging or if you would like assistance with any part of it. Please send all completed work and/or queries to: sttsecondandthirdclass@gmail.com

Thanks in advance,
Ms. O' Donnell

Weekly Time table: Week 9-2nd Class

Subject	Monday	☺	Tuesday	☺	Wednesday	☺	Thursday	☺	Friday	☺
Maths : MYM: Students book	Mathemagic p.37 Master your Maths P. 60		Mathemagic p. 38 Master your Maths P. 60		Mathemagic p. 39 Master your Maths P. 61		Mathemagic p.40 Master your Maths P.61		Mathemagic p. 41 Master your Maths Test P. 93	
English Written work	A Way with Words 2 P. 43		A Way with Words 2 P. 46		A Way with Words 2 p. 44		A Way with Words 2 P. 45 A		A Way with Words 2 P. 45 B	
English Reading	Escape from the island: read p. 2-5		Escape from the island: read p.6-9		Escape from the island: read p.10-13		Escape from the island: read p.14-17		Escape from the island: read p.18- 23	
Spellings J. G. p. 5 4	kiln, wept, hair, care		share, scare, square, nightmare Proofread the story p. 54		millilitre, litre		Complete p. 55		Weekly test	
First Holy Communion	P. 56 Practice Eucharistic prayer- The preface		P. 56 Sanctus		p. 59 Our Father		P. 59 Breaking the bread (All)		P. 59 An Invitation to Holy Communion (All)	
Gaeilge	Ceartlitriú P. 29 Read the words about the Siopa		Ceartlitriú P. 30 a. Break the code		Ceartlitriú P. 30 b. Fill in the correct words into the spaces		Ceartlitriú P. 30 c. True or false		Ceartlitriú p. 31 Fill in isteach=in /amach=out into the appropriate spaces	
Gaeilge Ceartlitriú p. 27	Ag siopadóireacht= shopping		isteach=in		amach=out		siopa=shop		Scrúdú=test	
English reader		https://connect.collins.co.uk/repo1/Content/Live/qbslearning/Bigcat/EscapefromtheIsland/index.html								

How many stars did you earn



Angles

1. **Paul**



Paul moved his right hand from his body to make an angle.

Susan



Susan moved her left hand from her body to make an angle.

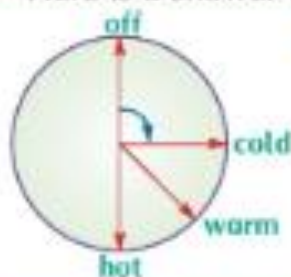
The higher they moved their hand the bigger the angle they made. Who made the bigger angle? _____

2. If we get a scissors and open it we make an angle.



The more we open it the bigger the angle we make.
Use your own safe scissors to make some angles.

3. Here is a shower control.



(a) Place a pencil on the 'off' line. Now turn the pencil to the 'cold' line. This turn is called an angle.

(b) If we turn the pencil to the 'warm' or 'hot' lines we make a bigger angle.

4. Use two rulers to make some angles.






5. Make some angles using two pencils or two lollipop sticks.


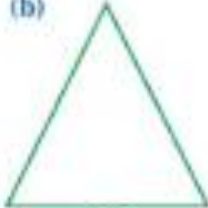






6. Make some angles on your table using straws. Get your friend to help you.

Angles


 <p>To move from 12 to 3 the hand made a quarter turn.</p>	 <p>To move from 12 to 6 the hand made a half turn.</p>	 <p>To move from 12 all the way round and back to 12, the hand made a full turn.</p>
---	--	---

1. A **quarter turn** makes a square corner. We call a square corner a **right angle**. Tick (✓) the pictures that show square corners.

(a) 	(b) 	(c) 
		

2. (a) How many right angles has a square?

- (b) How many right angles has a rectangle?

3. **Out and about**  In your home find some things that have right angles and some things that have no right angles.

right angles	no right angles

Subtraction

Here's how I do it.

Subtract 15 from 26.

t	u
2	6

$$\begin{array}{r} 26 \\ - 15 \\ \hline 11 \end{array}$$

t	u
1	1

1.

t	u
2	8

$$\begin{array}{r} 28 \\ - 12 \\ \hline \end{array}$$

t	u
3	5

$$\begin{array}{r} 35 \\ - 21 \\ \hline \end{array}$$

t	u
3	7

$$\begin{array}{r} 37 \\ - 14 \\ \hline \end{array}$$

t	u
4	2

$$\begin{array}{r} 42 \\ - 12 \\ \hline \end{array}$$

t	u
2	7

$$\begin{array}{r} 27 \\ - 13 \\ \hline \end{array}$$

t	u
3	4

$$\begin{array}{r} 34 \\ - 21 \\ \hline \end{array}$$

2.

t	u
3	8

$$\begin{array}{r} 38 \\ - 23 \\ \hline \end{array}$$

t	u
4	6

$$\begin{array}{r} 46 \\ - 31 \\ \hline \end{array}$$

t	u
4	8

$$\begin{array}{r} 48 \\ - 27 \\ \hline \end{array}$$

t	u
4	3

$$\begin{array}{r} 43 \\ - 13 \\ \hline \end{array}$$

t	u
5	4

$$\begin{array}{r} 54 \\ - 33 \\ \hline \end{array}$$

t	u
6	6

$$\begin{array}{r} 66 \\ - 41 \\ \hline \end{array}$$

3.

t	u
5	5

$$\begin{array}{r} 55 \\ - 41 \\ \hline \end{array}$$

t	u
5	8

$$\begin{array}{r} 58 \\ - 37 \\ \hline \end{array}$$

t	u
6	8

$$\begin{array}{r} 68 \\ - 44 \\ \hline \end{array}$$

t	u
7	5

$$\begin{array}{r} 75 \\ - 20 \\ \hline \end{array}$$

t	u
6	4

$$\begin{array}{r} 64 \\ - 34 \\ \hline \end{array}$$

t	u
6	9

$$\begin{array}{r} 69 \\ - 43 \\ \hline \end{array}$$

4.

t	u
7	8

$$\begin{array}{r} 78 \\ - 65 \\ \hline \end{array}$$

t	u
8	6

$$\begin{array}{r} 86 \\ - 35 \\ \hline \end{array}$$

t	u
9	2

$$\begin{array}{r} 92 \\ - 22 \\ \hline \end{array}$$

t	u
8	8

$$\begin{array}{r} 88 \\ - 16 \\ \hline \end{array}$$

t	u
9	9

$$\begin{array}{r} 99 \\ - 48 \\ \hline \end{array}$$

t	u
7	7

$$\begin{array}{r} 77 \\ - 33 \\ \hline \end{array}$$

The calendar

October						
Sunday	Monday	Tuesday	Wednesday	Thursday	Friday	Saturday
				1	2	3
4	5	6	7	8	9	10
11	12	13	14	15	16	17
18	19	20	21	22	23	24
25	26	27	28	29	30	31

1. How many days are there in October?
2. How many Fridays are there in October?
3. What day of the week is the 1st of October? _____
4. What day is the 10th of October? _____
5. How many days are there in a full week?
6. How many Wednesdays are there in October?
7. What day is the 19th of October? _____
8. What day is the last day of October? _____
9. How many days altogether in the last two weeks of October?
10. Count back 5 days from 27th October.
What date is that? _____nd of October

Time: Months Year Seasons



1. The first month of the year is _____.
2. The last month of the year is _____.
3. There are months in one year.
4. There are seasons in one year.
5. _____ is the sixth month of the year.
6. February is in the season of _____.
7. August is in the season of _____.
8. My favourite season is _____.
9. Last month was _____. Next month is _____.
10. My birthday is on the day of _____.

Write Away!

The Greedy Dog

Look at the pictures. Write the missing word in each sentence.
Finish the story.



bone
myself
animals



water
bridge
reflection



jumped
shock
dropped
gone

One day, a dog had a big, tasty _____.
"None of the other _____ is going to get this bone,"
he said. "I will have it all for _____."
On his way home, he had to cross a _____ over a
river. He looked down into the _____.
He saw his _____. He thought it was another dog.
"Grrrr," he barked.

Phonics (4) The Magic e



snake



flute



drive



smoke

- The magic **e** makes the vowel in the middle of a word say its name.

A. Read this list of words.

Use a word from the list to complete each sentence.

blade	slave	cute	crime	broke
flame	trace	tube	shine	froze
grave	whale	huge	pride	stone
plate	brute	bride	chime	slope

- It is a _____ to rob a bank.
- Did you hear the clock _____?
- A _____ is a huge sea creature.
- The _____ looked lovely in her wedding dress.
- The water _____ into ice.
- A giant is a _____ person.
- The knife had a sharp _____.
- Dad put my dinner on the _____.
- A _____ could burn your hand.
- Mam bought a _____ of toothpaste.



B. Write the missing letters.



sm _ l _



sh _ r _



sl _ d _



pr _ c _



pl _ t _



b _ n _

The Bag of Silver



One day, a poor man found a bag with one hundred silver coins in it. Later that day, he heard that a rich man had lost a bag of money and that the man would give a reward to the person who returned it to him.

The poor man took the money to the rich man's house. However, the rich man was very greedy. He did not want to give any reward. He counted the coins. "You have stolen a hundred coins," the rich man said. "There were two hundred coins in the bag." "I have not stolen anything," the poor man answered.

He was so angry that he took the rich man to a judge. "How much money was in the bag that you lost?" the judge asked the rich man. "Two hundred silver coins." "How much money was in the bag that you found?" the judge asked the poor man. "One hundred silver coins," answered the poor man.

"If you lost two hundred silver coins, this bag cannot belong to you," the judge told the rich man. "You must give the bag back to the man who found it."

A

Question Time

1. How much money did the poor man find?
2. What kind of man was the rich man?
3. What did the rich man say after he had counted the coins?
4. What did the poor man do?
5. What question did the judge ask the rich man?
6. What question did she ask the poor man?
7. Which of the men was allowed to keep the bag of silver?

B

Question Time

1. Do you think that the poor man was honest? Why do you think this?
2. Why did the rich man say that there were two hundred silver coins in the bag?
3. Why did the poor man take the rich man to the judge?
4. Write each of these words under the correct picture.

honest clever selfish greedy wise
mean truthful fair intelligent



poor man



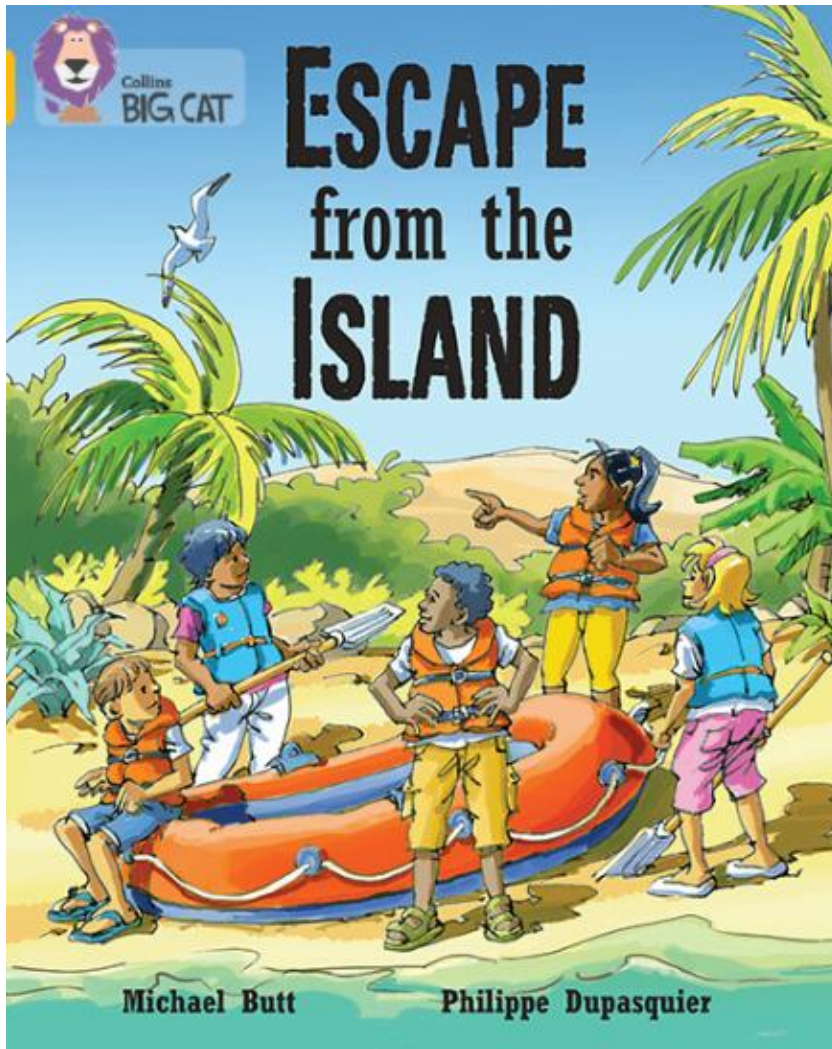
rich man



judge

Talk Time

Have you ever found something valuable?
What did you do with it? Did you get a reward?



ESCAPE from the ISLAND



Written by Michael Butt
Illustrated by Philippe Dupasquier

CHARACTERS



2

SCENE 1: IN THE BOAT

NARRATOR: Five friends are on holiday. One day, they go out in a small boat in the bay. The sea is calm. All of a sudden, Pash sees dark clouds heading towards them.



PASH: Look! It's a storm.

KIM: We'd better get back to shore!

RAFFI: It's coming too fast!

(sound effect: crash!)

NARRATOR: A big wave crashes into them. The boat flips over and throws everyone into the water.

3

PASH: Help!

BEN: We'll all drown!

ALICE: Hang on, everyone!

NARRATOR: The children are whirled through the water, but they hang on to the boat. The storm passes. The sea's calm again. But there's no sign of land.

(The friends scramble back aboard the boat.)



NARRATOR: Everyone's terrified; they can't see the shore any more. They're alone at sea.

BEN: I wish my dad was here.

RAFFI: Well, he's not.

ALICE: But we'll be OK.

BEN: How do you know?

NARRATOR: The sea is silent. It's like the world has turned to water.


KIM: The oars are still here. Who's the best rower?

PASH: Me, I expect.

RAFFI: You would say that.

ALICE: Stop it, both of you!

(Pash picks up the oars and tries to row.)



BEN: I'm hungry.

RAFFI: We're all hungry.

BEN: I'm really thirsty.

ALICE: Ben, be quiet.

BEN: I'm going to drink some seawater.

ALICE: Don't do that! It's salty. It'll make you thirstier.




BEN: *(sighing)* How will anyone find us?

NARRATOR: The friends feel very small. Suddenly ...

BEN: *(pointing)* Look!

(Everyone looks out to sea.)



RAFFI: What is it?

BEN: *(nervously)* Is it another storm?

RAFFI: No. It's white. It's shining in the sun.

PASH: That's sand. Don't you see? It's an island!

ALICE: Come on, everybody. Row to the island!

SCENE 2: ON THE ISLAND

NARRATOR: They row until their hands turn red. They row until their shoulders ache. They row and they row until they land on the island.

(They drag the boat onto the beach.)



(Raffi runs towards a stream on the beach.)

RAFFI: Look! Fresh water.

(Everyone drinks thirstily, then flops down, tired out. A cool wind blows across the beach.)

BEN: *(shivering)* I'm cold.



PASH: We should build a shelter.

ALICE: She's right.

BEN: *(tearfully)* What? How long are we going to be here? I'm starving.


KIM: Ben's right too. We need food.

PASH: But I want to build a shelter. I know how to do it.

RAFFI: *(crossly)* You would!

ALICE: Why don't you and Ben find something to eat, Raffi? We'll stay here and build a shelter.





SCENE 3: IN THE UNDERGROWTH

(The girls are looking for leaves and branches.)

ALICE: Is this leaf big enough, Pash?

PASH: No, too small. It'll let the rain in.

KIM: What about this branch?

PASH: That'll do.

ALICE: How's it going to stand up?

PASH: You'll see. It'll look like a tent.

SCENE 4: ON THE SHORE

(Raffi and Ben are walking along the shore. Ben has picked up some purple fruit.)

BEN: Do you think we can eat these? They look like plums.

RAFFI: Nothing else has eaten them. They might be poisonous.

BEN: *(dropping the fruit)* But I'm starving! *(He kicks the sand.)* Ow!


RAFFI: What's the matter?

BEN: I just kicked something. Look, it's a piece of a mirror. *(He looks as if he might cry.)* Raffi, I want to go home.

RAFFI: We all do. But we need food. Come on, let's wash your foot in the sea, then try and catch some fish.



SCENE 5: AT THE CAMP



(Raffi and Ben return to the camp. Everyone's sitting on the sand looking miserable.)

RAFFI: Where's the shelter you were going to make?

PASH: The branches weren't strong enough.

KIM: It fell down.

BEN: *(nervously)* So, where will we go when it gets cold ... and dark?

KIM: Well, where's the food *you* were going to get?

BEN: We couldn't catch any fish. I found this though. It's a broken mirror.

PASH: We can't eat a mirror, can we?

ALICE: Everybody, stop arguing! Let's get some sleep. We'll be OK.

SCENE 6: NIGHT-TIME

NARRATOR: The night comes down, dark and scary.

(Everyone huddles together on the beach.)

BEN: What's that noise?

ALICE: Go to sleep, Ben.

BEN: No, that whirring sound. Can't you hear it?

KIM: I can hear it. It's like a roaring.

RAFFI: It's coming from the other side of the hill.

ALICE: Let's go and see what it is.

RAFFI: You must be joking.

BEN: I'm not going.

KIM: Pash?

PASH: No, thank you!

ALICE: Listen!

NARRATOR: But the noise has stopped. Everyone sits quietly, listening, too hungry and scared to sleep.



SCENE 7: MORNING

NARRATOR: At last morning comes. The sun is already hot and the friends feel sticky and tired. They climb to the highest part of the island to see what was making the noise in the night. They look down – and can't believe their eyes.

ALICE and RAFFI: A helicopter!

KIM: It must have been looking for us!



(They all start to run down towards the helicopter.)

NARRATOR: The blades of the helicopter start up, whirring round and round.

PASH: It's taking off!

RAFFI: It's going to leave us!

ALICE: Stop! Stop!

KIM: Don't go!

BEN: Please don't go!

ALL: Don't leave us!



NARRATOR: But the pilot in the helicopter can't hear them. He's going to take off at any moment. Everyone shouts ... everyone except Ben.

RAFFI: Ben, what are you doing?

PASH: (crossly) He's playing with his mirror. I can't believe it!

ALICE: Wait. I know what he's doing ...



18



BEN: (concentrating) If I can get the sun to reflect off the mirror ...

KIM: Yes! The pilot will see it!

(Ben points his mirror at the helicopter.)

NARRATOR: A small square of light shines in the pilot's eyes. The blades slow down as he stops the engine.



19

RAFFI: The pilot's seen us! He's getting out of the helicopter!

ALICE: We're saved! Ben, you're a star!

BEN: *(shyly)* Thank you.

PASH: That was good. But if I'd had that mirror, I'd have done it earlier ...

RAFFI, ALICE, BEN and KIM: *(laughing)* Pash, will you be quiet!




SCENE 8: IN THE HELICOPTER

NARRATOR: Now the five friends are in the helicopter. It flies over their island. It looks beautiful, and they look down at the beach and the blue water. The palm trees wave their branches as though they're saying goodbye. The five friends wave to the island. They're going home.



The island



9 Siopaí

Siopadóireacht



Féach agus abair	Scriobh anois	Scriobh arís	(✓) nó (X)
siopa bróg			<input type="checkbox"/>
siopa leabhar			<input type="checkbox"/>
siopa éadaí			<input type="checkbox"/>
siopa bláthanna			<input type="checkbox"/>
siopa bréagán			<input type="checkbox"/>
siopa spóirt			<input type="checkbox"/>
ag siopadóireacht			<input type="checkbox"/>
siopadóir			<input type="checkbox"/>
scuaine			<input type="checkbox"/>
airgead			<input type="checkbox"/>
isteach			<input type="checkbox"/>
amach			<input type="checkbox"/>



Bris an cód.

a á b d e é g h i í l n o ó p r s t m c u
1 2 3 4 5 6 7 8 9 10 11 12 13 14 15 16 17 18 19 20 21

- (a) 17 9 13 15 1 17 15 14 9 16 18
s i o p a s p ó i r t
- (b) 1 19 1 20 8
- (c) 17 9 13 15 1 6 1 4 1 10
- (d) 9 17 18 5 1 20 8
- (e) 17 9 13 15 1 3 16 14 7
- (f) 12 20 21 1 9 12 5
- (g) 17 9 13 15 1 11 5 1 3 8 1 16
- (h) 1 9 16 7 5 1 4
- (i) 17 9 13 15 1 3 11 2 18 8 1 12 12 1



Criochnaigh an scéal.

Chuaigh Mamáí ag _____. Chuaigh sí go dtí an _____.
Bhí sa siopa. Sheas Mamáí sa _____.
Tar éis tamaill, thug sí don siopadóir. Ansin, chuaigh sí go dtí an _____.
Cheannaigh sí nua di féin.
Ní raibh sa siopa seo.



Fíor (✓) nó bréagach (X).

- (a) Chuaigh Mamáí ag snámh.
- (b) Chuaigh sí go dtí an siopa leabhar.
- (c) Bhí an siopadóir sa siopa spóirt.
- (d) Thug Mamáí mílseáin don siopadóir.
- (e) Ní raibh scuaine sa siopa éadaí.

☐
☐
☐
☐
☐

Friday

E Ag dul **isteach** / ag dul **amach**.

- (a)  Tá an cat ag dul _____
- (b) Tá an siopadóir ag dul _____ 
- (c)  Tá na páistí ag _____
- (d) Tá an múinteoir ag _____ 
- (e)  Tá an carr _____
- (f) Tá an capall _____ 
- (g)  Níl Mamai _____
Tá sí _____
- (h) Tá an cat _____ agus
tá an madra _____ 

SESE/ARTS-Optional Extra

This is active work that incorporates a range of topics. There is absolutely no pressure on anyone to complete this work but if you would like to incorporate the little bit of baking/organising/art into your week, feel free. Pick and choose from the content. Again, there is no obligation to complete this work, it is merely a suggestion in case you'd like it. Let's make the most of this!

	Monday	Tuesday	Wednesday	Thursday	Friday
Resources	Animal Project: Choose an animal that you are interested in. Your project will be based on this animal	Animal Project:	Animal Project:	Animal Project:	PE
Activity	Section 1: Include -your name -name of animal chosen -images/drawings of animal chosen -brief description of animal -Information must be clear	Section 2: -Fact file -Bullet point key facts. These checklists may help you: -wild/farm animal -top speed -foods they like to eat -where do they live -Appearance	Section 3: -Habitat -Diet -Status-is the animal endangered/threatened?	Section 4: -Design some drawings of the animal in their natural habitat. -Present your project to your family. -Send any images of your projects to sttsecondandthirdclass@gmail.com I will post any projects I receive on the school website.	<ul style="list-style-type: none"> https://www.youtube.com/watch?v=yynHtUp8VRE&list=PLe1IO2KkrDG_9e7reCMJBVDtg_RwRmJ_q&index=2

