

Second Class Worksheets-Week 8

Dear parents,

This document includes all necessary pages from the books listed in this week's work. Timetable and checklists included are for you to use as you please, there is no obligation to complete work. I do hope you and your families are healthy and well this week.

Considering we are now closed until September, I want to reiterate that I am available to check and give feedback on the completed work. Parents can decide whether they want to send it to me or not. As always I do appreciate feedback if certain aspects of the work are too challenging or if you would like assistance with any part of it. Please send all completed work and/or queries to: sttsecondandthirdclass@gmail.com

Thanks in advance,
Ms. O' Donnell

Weekly Time table: Week 8-2nd Class

Subject	Monday	☺	Tuesday	☺	Wednesday	☺	Thursday	☺	Friday	☺
Maths : MYM: Students book	Mathemagic p.31 Master your Maths P. 58		Mathemagic p. 32 Master your Maths P. 58		Mathemagic p. 33 Master your Maths P. 59		Mathemagic p.34+ 35 Master your Maths P.59		Mathemagic p. 36 Master your Maths Test P. 92	
English Written work	A Way with Words 2 P. 38		A Way with Words 2 P. 39		A Way with Words 2 p. 40		A Way with Words 2 P. 41		A Way with Words 2 P. 42	
English Reading	Buzz and Bingo in the Fairytale Forest: read p. 2-5		Buzz and Bingo in the Fairytale Forest: read p.6-9		Buzz and Bingo in the Fairytale Forest: read p.10-13		Buzz and Bingo in the Fairytale Forest: read p.14-17		Buzz and Bingo in the Fairytale Forest: read p.18- 22	
Spellings J. G. p. 5 2	Land, quiz, scene		Scent, muscle, science		Scissors, crescent, gram		Kilogram, p. 53		Weekly test	
First Holy Communion	Read p. 36		First Holy Communion Mass p. 52 1		p. 52 2 (6 lines)		p. 52 2 (6 lines)		p. 52 2 (6 lines)	
Gaeilge	Ceartlitriú P. 27 A Match, write the word		Ceartlitriú P. 27 B Finish the sentences		Ceartlitriú P. 28 C Write the correct word in the correct space		Ceartlitriú P. 28 complete the crossword		Play Simon says using the action words.	
Gaeilge Ceartlitriú p. 27	Ag rith=running		Ag siúl=walking		Ag snámh=swimming		Ag scríobh=writing		Scrúdú=test	
English reader			https://connect.collins.co.uk/repo1/Content/Live/qbslearning/Bigcat/BuzzAndBingoInTheFairytaleForest/index.html							

How many stars did you earn



Number stories

1.



Seán hopped the ball 19 times. Owen hopped it 22 times and Orla hopped it 28 times. How many times did they hop the ball altogether?

$$\square + \square + \square = \square \quad \text{or}$$

t	u

2.



A farmer has 17 cows in one field, 20 cows in another and 42 cows in another field. How many cows has the farmer altogether?

$$\square + \square + \square = \square \quad \text{or}$$

t	u

3.



Emma has 28 books. John has 23 books and Mary has 8 books. How many books have they altogether?

$$\square + \square + \square = \square \quad \text{or}$$

t	u

4.



Bill caught 9 fish, Sheila caught 26 and Peter caught 33. How many fish did they catch altogether?

$$\square + \square + \square = \square \quad \text{or}$$

t	u

5.



There were 22 chips in one bag, 24 in another and 17 in a third bag. How many chips were there altogether in the three bags?

$$\square + \square + \square = \square \quad \text{or}$$

t	u

Mental strategies

Doubles

1. $1 + 1 = 2$

$4 + 4 = \square$

$7 + 7 = \square$

$2 + 2 = 4$

$5 + 5 = \square$

$8 + 8 = \square$

$3 + 3 = \square$

$6 + 6 = \square$

$9 + 9 = \square$

Near doubles

2. $5 + 4 = 5 + 5 - 1$ or $4 + 4 + 1$

$6 + 5 = 6 + 6 - 1$

or

$5 + 5 + 1$

$3 + 2 = 3 + \square - \square$

or

$2 + \square + \square$

$4 + 3 = \square + \square - \square$

or

$\square + \square + \square$

$7 + 6 = \square + \square - \square$

or

$\square + \square + \square$

$8 + 7 = \square + \square - \square$

or

$\square + \square + \square$

$9 + 8 = \square + \square - \square$

or

$\square + \square + \square$

Making 10

$9 + 4 = (9 + 1) + 3 = 12$

$8 + 6 = (8 + 2) + 4 = 14$

3. Try these.

(a) $9 + 6 = 9 + 1 + 5 = 15$

$8 + 5 = 8 + 2 + 3 = 13$

(b) $9 + 7 = 9 + \square + \square = \square$

$8 + 7 = 8 + \square + \square = \square$

(c) $9 + 5 = 9 + \square + \square = \square$

$8 + 4 = 8 + \square + \square = \square$

(d) $9 + 8 = 9 + \square + \square = \square$

$8 + 9 = 8 + \square + \square = \square$

Mental strategies

Big doubles

1. $12 + 12 \rightarrow 10 + 10 + 2 + 2 \rightarrow 20 + 4 = 24$

$11 + 11 \rightarrow 10 + \quad + 1 + \quad \rightarrow \quad + 2 = \square$

$14 + 14 \rightarrow \quad + \quad + \quad + \quad \rightarrow \quad + \quad = \square$

$17 + 17 \rightarrow \quad + \quad + \quad + \quad \rightarrow \quad + \quad = \square$

$19 + 19 \rightarrow \quad + \quad + \quad + \quad \rightarrow \quad + \quad = \square$

Adding tens and units

2. $43 + 26 \rightarrow 40 + 20 + 3 + 6 \rightarrow 60 + 9 = 69$

$24 + 32 \rightarrow 20 + \quad + 4 + \quad \rightarrow \quad + \quad = \square$

$43 + 25 \rightarrow \quad + \quad + \quad + \quad \rightarrow \quad + \quad = \square$

$34 + 45 \rightarrow \quad + \quad + \quad + \quad \rightarrow \quad + \quad = \square$

$55 + 24 \rightarrow \quad + \quad + \quad + \quad \rightarrow \quad + \quad = \square$

Subtracting tens and units

3. $48 - 26 \rightarrow 40 - 20 + 8 - 6 \rightarrow 20 + 2 = 22$

$57 - 32 \rightarrow 50 - \quad + 7 - \quad \rightarrow \quad + \quad = \square$

$69 - 24 \rightarrow \quad - \quad + \quad - \quad \rightarrow \quad + \quad = \square$

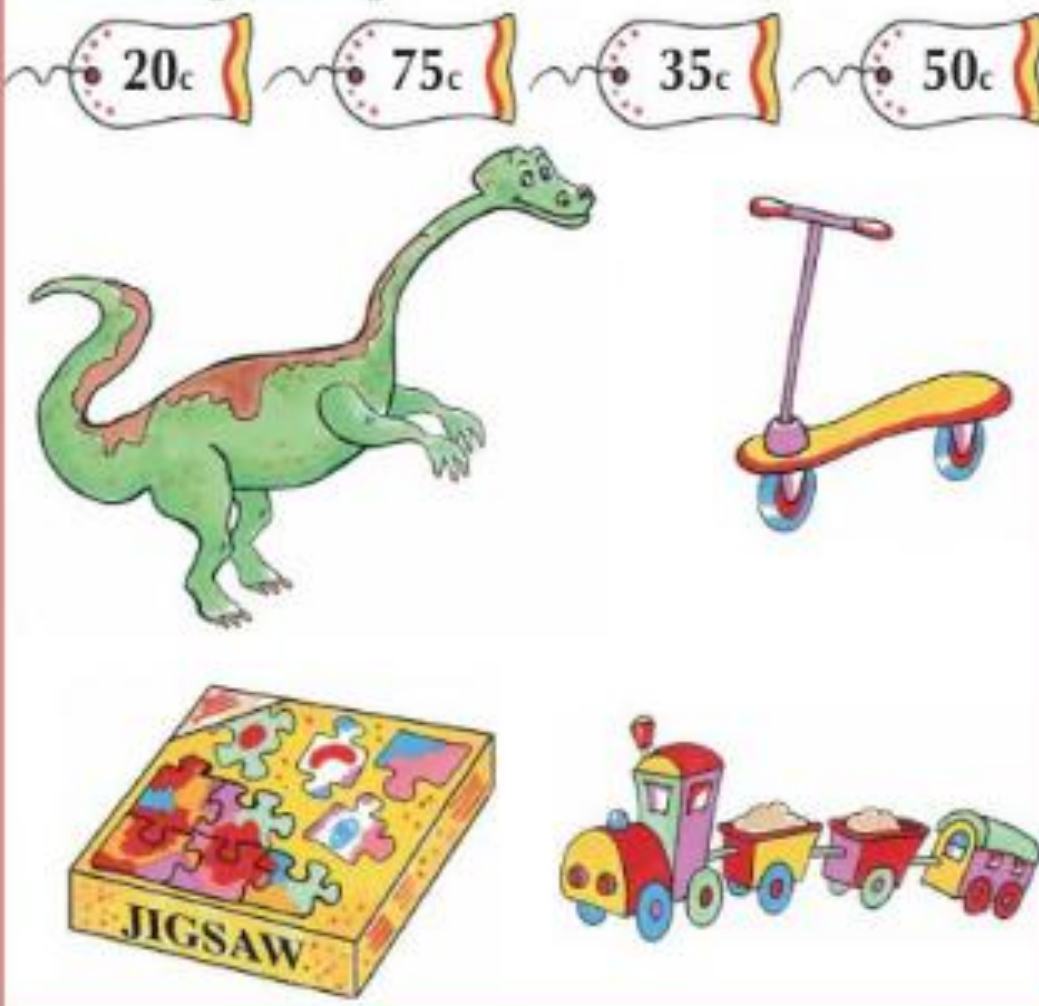
$75 - 13 \rightarrow \quad - \quad + \quad - \quad \rightarrow \quad + \quad = \square$

$86 - 31 \rightarrow \quad - \quad + \quad - \quad \rightarrow \quad + \quad = \square$

Trouble in the toy shop

The price tags on the toys in the toy shop have been mixed up.
Help Fiona to put the correct price tag on each toy.
Tony the train costs less than 50c.
The price of Dino the dinosaur is an even number.
The jigsaw is on sale at half price now. It was 40c.
A scooter will cost the most money.

Match the tag to the toy.




2-D shapes

1. Name each shape.

square
circle

rectangle
oval

triangle
semi-circle





2. Fill in the missing words to make these sentences true.

- (a) A _____ has three straight sides.
(b) A _____ and a _____ have four straight sides.
(c) A _____ and an _____ have no straight sides.
(d) A _____ has one straight side and one curved side.

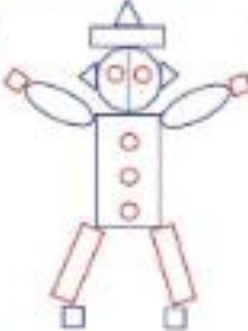


(e) When I cut a square or a rectangle from one corner to the opposite one, I get two _____.



(f) When I put two semi-circles together I get a _____.

2D shapes

1.  Hello, I am Mr. Shape. Can you count all my shapes?

circles

squares

ovals

rectangles

triangles

semi-circles

2. Make your own Mr. Shape.

- 3.



How many triangles can you see in this picture?

- 4.



These 4 triangles make a _____ shape.

Are the four triangles of equal size? _____

- 5.



These 4 triangles make a _____ shape.

Are the four triangles of equal size? _____

- 6.



How many triangles are needed to make this shape?

Out and about

Make a list of some 2-D shapes in your school or at home.

circles	squares	rectangles	triangles	oval

Television Page

Channel One		
5.00	Cartoon Fun	
5.30	Nature All Around	
6.00	News and Weather	
6.30	FILM: The Sheriff	
7.30	The Holiday Show	
8.00	Making Music	
Channel Two		
5.05	Children's Quiz	
5.30	FILM: Journey to Mars	
7.00	Sport at Seven	
8.00	Nuacht	
8.15	PLAY: The Happy Giant	
9.30	Laugh with Larry	

Read about the television programmes on Channel One and Channel Two. Then answer the questions.

A

Question Time

- At what time can you see *Making Music*?
- Is this programme on Channel One or on Channel Two?
- At what time can you see a film on Channel One?
- What is the name of this film?
- How long does this film last?
- What programme is on before this film?
- What programme is on Channel Two at 7.00?
- How long does *Nuacht* last?
- Which film is longer, the film on Channel One or the film on Channel Two?
- Which programmes could you watch if you switched on the television at 5.30?

B

Question Time

- Which two programmes would you most like to watch? Why?
- Which programme would you watch if you wanted to
 - find out about animals?
 - hear some jokes?
 - see a cowboy film?
 - hear the news in Irish?
 - plan for your summer holidays?
- Write the name of the programme under each picture.



- Which programme would tell you about each of these? List each one under the correct programme.

basketball	squirrels	foxes	guitars
trumpets	violins	horses	rabbits
hockey	football	flutes	hurling

Making Music Nature All Around Sport at Seven

_____	_____	_____
_____	_____	_____
_____	_____	_____

Plurals: Words ending in y

- To make these words mean more than one, the **y** is changed to **ies**.



lorry

lorries

baby

babies

A. Complete these lists.

One	More than one	One	More than one
army	<u>armies</u>	_____	families
lady	_____	_____	stories
city	_____	_____	cherries
party	_____	_____	daisies
country	_____	_____	ponies

B. Complete these sentences by using words from the above lists.

- Russia and China are large _____.
- Belfast and Dublin are _____ in Ireland.
- There were many _____ growing in the garden.
- The gentlemen danced with the _____.
- The two _____ fought a great battle.
- Children like going to birthday _____.
- Teacher told us a _____ about Fionn Mac Cumhaill.

C. Write sentences using these words.

- babies: _____
- armies: _____
- stories: _____
- lorries: _____

Group Words

Use words from the wordboxes to complete the sentences.

- A. choir team gang crew army



- The football _____ trained very hard.
- The _____ sang some lovely songs.
- There were many soldiers in the _____.
- The _____ of thieves robbed the bank.
- The captain of the ship gave orders to the _____.

- B. pack herd flock litter shoal



- The _____ of birds flew across the sky.
- We heard the _____ of wolves howling in the forest.
- The dog had a _____ of pups.
- The fisherman saw the _____ of herring in the sea.
- The _____ of cattle was eating grass in the field.

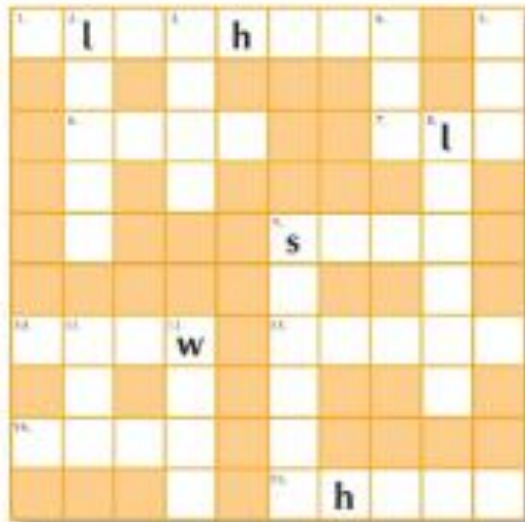
- C. bunch pack set bundle fleet



- The man lost his _____ of keys.
- The _____ of ships came into the port.
- We always take a _____ of cards with us on holidays.
- The boy gave the _____ of flowers to his grandmother.
- There was only a _____ of rags in the case.

Write Away!

Crossword




Across

- 1 this animal has a trunk
- 6 to fix
- 7 not young
- 9 you see this at the beach
- 10 this is soft and white
- 13 you find fish here
- 14 this shines at night
- 15 this would scare you

Down

- 2 this is a fruit
- 3 a colour
- 4 less than three
- 5 you put this on a bin
- 8 you climb this
- 9 not weak
- 11 a fisherman uses this
- 12 this crawls and wriggles



Chapter One

Once upon a time, Buzz and Bingo walked into a dark forest and met an old woman.

"Good morning," said Buzz.

"It's not good for me, young sir," groaned the old woman.

"I have a present for a kind and beautiful girl who lives in this forest, but I can't find her. I don't know what to do."

Buzz smiled. "Don't be sad," he said.

"Bingo and I will find her for you."

"Oh, thank you, sir," said the old woman.

"Please give her this gift from me."



A little further on, Buzz and Bingo met a prince who was holding a glass slipper.
 "Good morning, sir," said Buzz. "I wonder if you can help me? I'm looking for a beautiful girl who lives in this forest."



4



"So am I," the prince sighed. "I danced with her last night at the palace ball. When the clock struck midnight, she fled, leaving behind only this slipper. I must find her again. I'm Charming by the way."
 Buzz smiled. "I'm sure you are," he said.
 "No, that's my name," said the prince, "Prince Charming."
 "Well, Prince Charming, why don't you come with us?"
 "We'll search together," said Buzz.

5

They had not gone far when they met a large wolf with an empty basket.
 "Good morning, Mr Wolf," said Buzz. "We're looking for a beautiful girl who lives in the forest."
 "Why, so am I!" exclaimed the wolf, showing a row of huge, sharp teeth. "She's perfectly delicious." "Delicious?" Buzz asked.
 "I mean delightful," the wolf corrected himself. "She left her basket in the woods and I wish to return it to her."



6



"I see," said Buzz. "Well, perhaps you'd like to join our search."
 "Oh, so kind," purred the wolf.
 Bingo growled.

7

Chapter Two

Buzz, Bingo, Prince Charming and Mr Wolf walked on through the forest. They met ...

... a boy with some magical beans ...



... a frog prince ...

... a puss in boots ...



8



... a brother and sister lost in the woods ...


... and a tiny girl no bigger than Buzz's thumb ...



... but none of them knew where the beautiful girl lived.

9

Suddenly they heard the sound of singing. It grew louder and louder and **louder**. Soon one, two, three, four, five, six, seven little men appeared. They were carrying sacks and tools.



"Good day, gentlemen," said Buzz. "We're looking for a beautiful girl who lives in the forest. Can you help us?"


10



"Who wants to know?" asked the first little man, grumpily. Buzz smiled. "My name's Buzz," he said. "This is Prince Charming. And this is Mr Wolf." "Woof!" barked Bingo. "Oh, and my dog Bingo," Buzz added. "I have a gift for the girl." "I want to marry her," sighed the prince. "I want to eat her," growled the wolf. "Meet her, I mean," he quickly corrected himself.

11

The little men talked among themselves for a moment or two.
"Come with us," said the little man at last.



Buzz, Bingo, Prince Charming and Mr Wolf followed the seven little men through the forest.

13

Chapter Three

Soon they came to a small cottage.
The first little man knocked at the door.
"We're home!" he called.



14



A moment later, the door opened. There stood
the most beautiful girl that any of them
had ever seen.

"Snow White," said the little man.

"Cinderella," sighed the prince.

"Little Red Riding Hood," slurped the wolf.

"Woof!" said Bingo.




15

Buzz gave Snow White the gift.
 "Oh, how nice," she said. It was a beautiful, red apple.
 But she was looking at Prince Charming.
 It was love at first sight.
 "Please try on this slipper," said the prince, adoringly.
 "Happily," Snow White replied.



16

But the slipper didn't quite fit.



17

"Oh well, who cares?" shrugged Prince Charming.
 He tossed the slipper out of the window. He got down
 on one knee and said, "Will you marry me?"
 "Of course," said Snow White and she kissed the prince.



18

Meanwhile, the wolf put the beautiful, red apple in his basket.
 He sneaked away, licking his lips, and back in the forest, he took
 a huge bite.



19


On their way home, Buzz and Bingo met the old woman again. She was looking into a mirror. "We found the beautiful girl and gave her your gift," said Buzz.

The old woman cackled. "And did she eat it?" she asked. "Well, no," Buzz said. "Actually, a wolf took it."

"A wolf!" shrieked the old woman. She flew into a rage and smashed the mirror. "But I must be the fairest of them all," she screamed. "I think it's time we went home, Bingo," said Buzz.




But Bingo was already half way home. He'd had quite enough of fairy-tale adventures. He wanted to live happily ever after!



20

21



22

23

Suíl Siar B- Céartlitriú

ag rith=running

ag siúl=walking

ag scátáil=skating

ag léamh= reading

ag rothaíocht=cycling

ag gáire=laughing

ag iascaireacht=fishing

ag caint=talking

ag snámh=swimming

ag scríobh=writing

B.

a. Tá Síle ar scoil.

Tá sí _____ agus _____.

b. Tá an múinteoir _____.

Tá sé _____.

c. Tá Oisín _____.

Tá sé _____.

d. Ní Liam _____.

Tá sé _____.

e. Níl Síle _____.

Tá sí _____ agus _____.

f. Níl múinteoir _____.

Tá sé _____.

Súil Siar B

A Féach siar. Ceangail agus scríobh.

(a) 	ag rith	(f) 	(a) ag scátáil
(b) 	ag siúl	(g) 	(b) _____
(c) 	ag scátáil	(h) 	(c) _____
(d) 	ag léamh	(i) 	(d) _____
(e) 	ag rothlaocht	(j) 	(e) _____
	ag gáire		(f) _____
	ag iascaireacht		(g) _____
	ag caint		(h) _____
	ag snámh		(i) _____
	ag scríobh		(j) _____

B Críochnaigh na habairtí.

(a) Tá Síle ar scoil   agus  

(b) Tá an múinteoir  

(c) Tá Oisín  

(d) Níl Liam   

(e) Níl Síle   agus  

(f) Níl an múinteoir  

C Scriobh an focal ceart.



- 1 _____
- 2 _____
- 3 _____
- 4 _____
- 5 _____
- 6 _____
- 7 _____
- 8 _____

D Dréimire focal. Scríobh na focail.

bríste
og gáire
gráinneog
obair bhoile

loch
lá scamallach
púicín
ag lascaireacht

og scríobh
léine
lora rua
caipín

neantóga
duilleoga
ag rothálocht



SESE/ARTS-Optional Extra

This is active work that incorporates a range of topics. There is absolutely no pressure on anyone to complete this work but if you would like to incorporate the little bit of baking/organising/art into your week, feel free. Pick and choose from the content. Again, there is no obligation to complete this work, it is merely a suggestion in case you'd like it. Let's make the most of this!

	Monday	Tuesday	Wednesday	Thursday	Friday
Resources	My Super Hero	Art	PE Guided video-Gymnastics-leaps and Jumps	Science	Science
Activity	<ul style="list-style-type: none">• My superhero activity sheet.	Family Flower keepsake activity	https://www.youtube.com/watch?v=6hLZSqPrJKw&list=PLe1IO2KkrDG_9e7reCMJBVDtg_RwRmJ_q&index=3	<ul style="list-style-type: none">• Light Worksheet.	<ul style="list-style-type: none">• Light worksheet• Go outside and investigate if you can find any shadows around your house and garden.

My Superhero Identity

My self-portrait:

My superhero name is:

Why I chose my costume:

My secret
superpowers are:

How I got
my powers:

My top secret
weakness is:



Family Flower Bouquet Handprint Keepsake



You will need:

White paper

Green paper

Long green or brown pipe cleaners

Paint – a different colour for each family member

Paintbrush

Strong craft glue or double-sided sticky tape



Instructions:

1. Paint yellow paint on to the hand of the smallest family member. Make 3 yellow handprints on to white paper. These will become the yellow inner petals of the flowers.
2. The member of the family with the largest hands will make the leaves. Paint their hand green and print three or four handprints on to green paper.
3. Ask each of the other members of the family to choose a colour of paint, paint their hand and make handprints on to white paper. You will need about 12 handprints in total.
4. Once the paint is dry, cut around all of the handprints.
5. Create the 3D flowers. Start by forming the leaves. Put a strip of tape or dab of glue in the middle of the handprint along the bottom edge, then pinch it around the pipe cleaner.
6. To create the flowers, begin with a yellow handprint. Wrap the yellow handprint tightly around the top of the pipe cleaner and secure it with glue or tape.

Family Flower Bouquet Handprint Keepsake

7. To create the petals of the flower, use tape or glue to attach the other coloured handprints in layers near the top of the pipe cleaner. You will need four handprints for each flower. Put a strip of tape or dab of glue in the middle along the bottom edge of each handprint and pinch it around the pipe cleaner. You may need to glue or tape the overlapping edges of the handprints together to form a neater looking flower.
8. Repeat the flower-making process to make two more flowers.
9. Place the finished flowers in a cup or vase to display them.

Light and Shadow

Amazing Fact

You can buy a torch which is 20 000 times brighter than a regular torch. It can be used to start fires, melt polystyrene and even fry eggs!

Do you know how light travels?

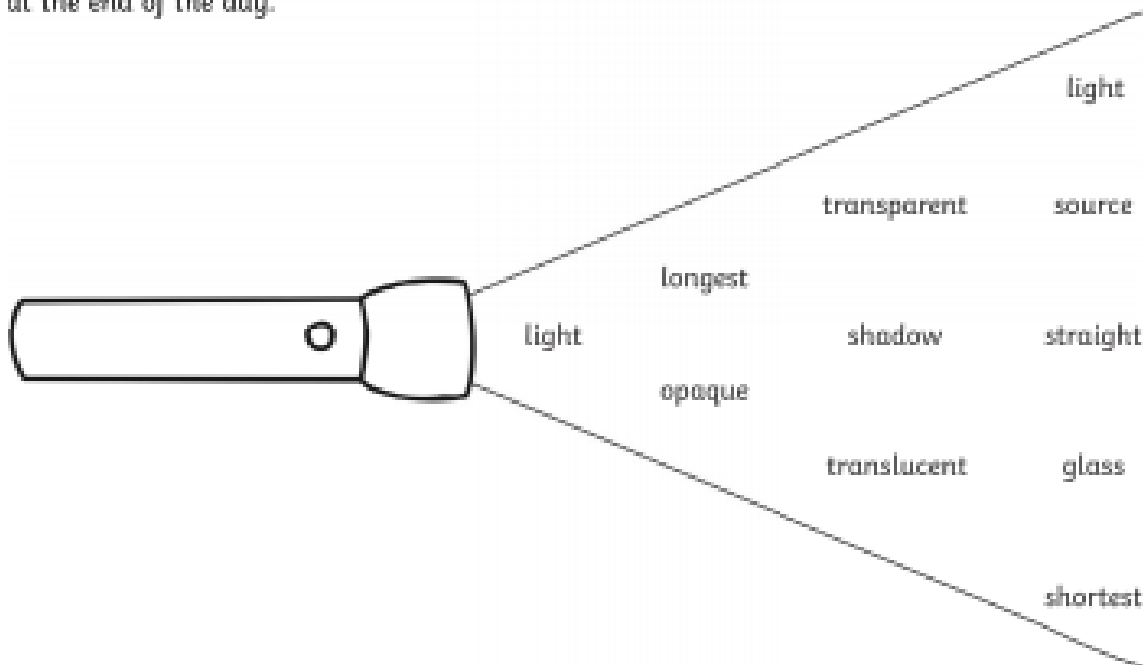
Select the missing words from the torch below and fill in the gaps.

Challenge 1

Do you know how light travels?

Select the missing words from the torch below and fill in the gaps.

Light travels in _____ lines from a _____ of light, which bounces off an object. We can see the object because the _____ enters our eyes. Wood and cardboard are _____ objects, which light cannot travel through. _____ is a _____ material which allows light to pass through. Tissue paper is _____ which will let some light travel through. When an object blocks out the _____, a _____ is formed. Shadows are _____ at midday and _____ at the end of the day.



Opaque

When light will not pass through an object.

Translucent

When an object allows some light to pass through it.

Transparent

When light passes through an object.

An Amazing Fact a Day

Light and Shadow

Challenge 2

Sort the materials into 3 groups: opaque, transparent and translucent.

Transparent	Opaque	Translucent

paper



ice cubes



window



pencil



sandwich bag



glass bottle



sticky tape



chair



tin can



You could also try to find out:

- what the brightest light on Earth is;
- how far searchlights can cast their beams;
- how far your torch at home will shine;
- about the relationship between light and heat.