

Dear Parent/Guardian(s),

I hope this week finds you well.

Please see the following link which allows Parents and Students to register to get access to Folens online resources:

<https://www.folensonline.ie/registration/>

This is a really great resource. You can access the Abair Liom Irish scheme/content via this website, which would be lovely for the children to experience for the remainder of June. I am not including it as part of essential work but more so for you to explore with your child if and when you get the time. So please feel no pressure.

Many thanks again for all your co-operation thus far. Have a lovely weekend.

Kindest regards,

Marian Duggan.

Junior Infants Plan of Work

8th to 12th June

Phonics Activities:

Daily Phonics Revision Practice				
Use your sound cards (in your homework folder) to revise the following sounds: 'y' and 'x'				
Monday	Tuesday	Wednesday	Thursday	Friday
	Revise the 'y' sound.		Revise the 'x' sound	Recap on all sounds. Try some Phonics games.
Daily revision activities to be done which each sound: NOTE: Very important to remember that we practice saying the sound each letter makes as opposed to saying the letter name. <ol style="list-style-type: none">1. Say the sound and do the action (*remember the actions for each of the sounds are on the back of the sound mats, which should be located in your child's homework folder).2. Think of words containing the target sound e.g. y for yoghurt, x for fox (note the sound is at the end of this word).3. Draw a picture for each sound and label it (just like we did in our homework copies this year).4. Practice writing the letter.				
Phonics games: <ul style="list-style-type: none">✓ Match your sound cards to your sound boards.✓ Form words using your sound cards; say each sound as you place the card down and then blend all the sounds to read the word.✓ Play Go Fish; Adult calls out sound and you go find it or vice versa.✓ Memory/Guessing game: display 5 or so sound cards, child closes their eyes and adult removes one sound card at a time, try identify from memory which sound card was removed each time.				

Blending Practice;

- ✓ Sound out each letter, run the sounds together to form the word e.g. sounding out c-a-t saying the individual sounds and then blending/running them together again to form the entire word
- ✓ Colour each word after you have sounded it out and blended it correctly.
- ✓ Write out the words you have sounded out (5 a day, next page).
Don't forget your tripod grip 😊

Mon.	Tues.	Wed.	Thurs.	Fri.
leg	mud	bit	rot	from
let	up	grill	tub	top
spot	lick	but	lap	sniff
flag	Mum	soft	brick	fan
frog	slip	flat	luck	fog
lamp	cup	flap	Dad	not

Sight Word Revision Activities

- Find and practice reading each of the following words in the Junior Infants Sight Word List.
- Read each word on the specified days.
- Find the word in your sight word envelope.
- Colour the word in the grid.
- Practice writing the words.
- Try putting the word into oral sentences too (does it make sense?)

Monday

Wednesday

Friday

was

to

he

we

she

is

Reading: Unfamiliar Texts

Explore the following link:

<https://www.oxfordowl.co.uk/for-home/find-a-book/oxford-reading-tree-levels/>

Explore this great website. Oxford reading tree has something for every interest and ability level.

Again focus on reading as a process, the aim isn't to know all words, but rather keep in mind the pace of reading, tracking words as they read with their Peter Pointer finger, the ability to identify sight words, the ability to decode words using their sounds etc., and most importantly the level of enjoyment they get out of the process.

We want to avoid frustration, so choose something that is accessible to your child's level. Enjoy ☺

NEW Reading: Core Reader 4-Up, Up and Away!

Try some of the **activities** mentioned below for **before/during/after reading** (see pg.14 of your child's reader). These encourage **active reading** and thus encourage the young reader to **remain engaged** in the process. Have fun!

Monday	Tuesday	Wednesday	Thursday	Friday
Read page 22.	Read page 23.	Read page 24.	Read pages 22-24	

Story-time: The Sandcastle that Lola built by Megan Maynor

<https://www.youtube.com/watch?v=S1yVh8Tu3kE>

Writing Activities

Monday:

Free Writing: Use you're your sounds, mistakes are allowed, this is not formal writing, the emphasis here is on writing for fun ☺

- Have you ever been to the beach? What do you like to do at the beach? Have you ever built a sandcastle? Tell me about it. If not don't worry you can use your imagination.
- Junior infants have the option of drawing this and/or writing a sentence or a few words (no pressure☺).

Tuesday:

SESE: Small World Workbook: What's for Dinner? Pg. 57

- All animals need food. Look at the animals on this page. Can you name each animal?
- Think about what each animal eats and draw your ideas in the boxes provided.

Handwriting:

- ✓ Revise the formation of the letter 'y'.

Wednesday:

Sight Words Activity: Starlight Skills Book pg. 29

- Colour the words: where, what.
- Trace the words. Find and circle the words.
- Complete the questions.

Thursday:

Phonics and Reading Activity: Read the story 'Pup' (*attached below)

- ✓ Read the story.
- ✓ Colour the pictures.
- ✓ Find and circle the following sight words: this/is/he/the/she/of

Handwriting:

Revise the formation of the letter 'x'.

Friday:

Writing Activity/Motor Skills: Summer themed dot to dot

- I have attached some dot to dot exercises below.
- Remember to hold your pencil correctly and use your 'froggy legs'
- Join the dots.
- Colour the pictures.

Optional Handwriting/Letter formation activities:

Just Write A1 Workbook

1. Find the letter of the day in your handwriting workbook.
2. Trace over the letter in your workbook.
3. Practice writing them on lines, inside squares etc.
4. Option to trace each letter on a table with your finger or pour a teeny bit of flour onto a plate and trace the shape of the letter into that
5. Option to form letters using items from around the house e.g. making the shape of the letter 'f' using cups.

Maths

Monday

- ✓ Maths activity sheet is attached below.
- ✓ Match the sets that have the same amount.
- ✓ Colour the matching sets.

Tuesday

- ✓ Maths activity sheet is attached below.
- ✓ Draw the correct number of windows on each rocket.
- ✓ Colour the rockets.

Wednesday

- ✓ Maths activity sheet is attached below.
- ✓ Draw 1 more in each set to make 3.
- ✓ Write 3.
- ✓ Colour the sets.

Thursday

- ✓ Maths activity sheet is attached below.
- ✓ Match the correct numeral to each set of aliens.
- ✓ Colour.

Friday

- ✓ Maths activity sheet is attached below.
- ✓ Match the sets that have the same amount.
- ✓ Colour.

Some optional light relief:



Story of the week:

- The Sandcastle that Lola built by Megan Maynor
<https://www.youtube.com/watch?v=S1yVh8Tu3kE>

Yoga time:

- ✓ This week in Yoga we meet Calypso the Flamingo;
<https://www.youtube.com/watch?v=96R059yOPVI>

Creativity:

- ✓ Fill the Flamingo with lots of colour (sheet attached below)
- ✓ You could use glitter/feathers/glue or whatever is to hand.
- ✓ Have fun 😊



Mindful Colouring:

- ✓ Attached below are some Summer themed mindfulness colouring sheets.
- ✓ I'm attaching a link here to for some nice accompanying background music:
<https://www.youtube.com/watch?v=5DiMoehAeOU&t=2272s>

Thursday's Phonics and Reading Activity


Read the story.

Pup

This is Pup.
He is in the mud.
He runs at bugs.



This is Mum.
She is mad.
Pup got mud on
the rug.



This is the tub.
Pup is in it.
He is full of suds.



Sight words: this is he the she of

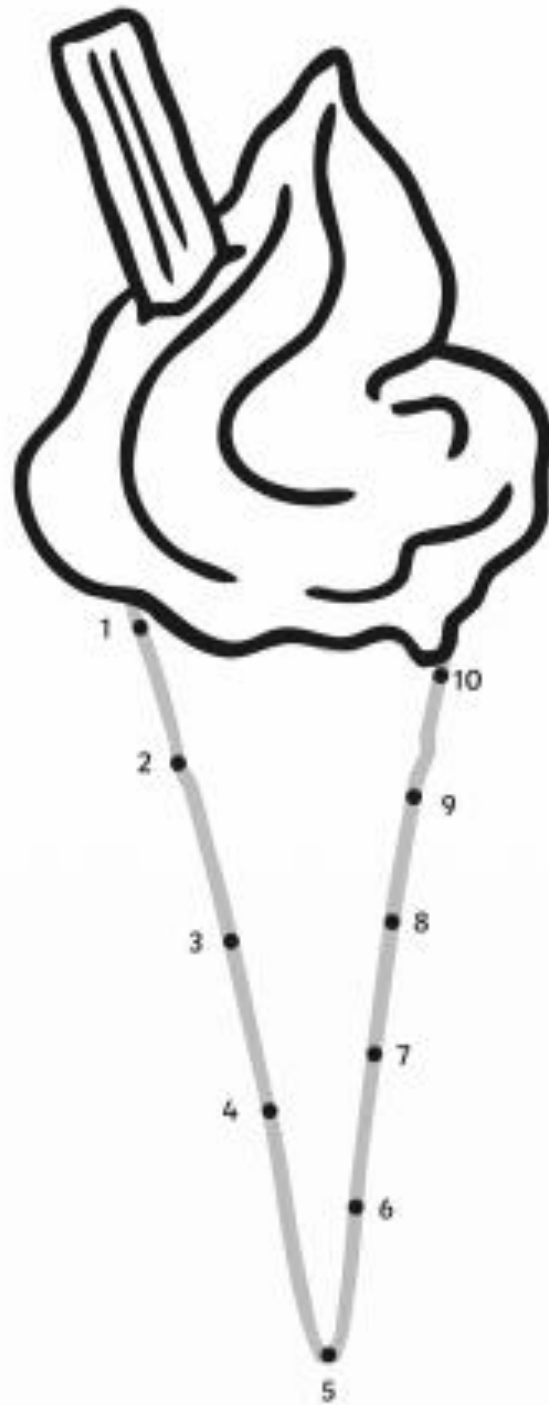
Reading LO 5 (c): Recognise and sound the letters 'c' (/k/) – 't' (/t/).

Reading LO 5 (d): Blend phonemes.

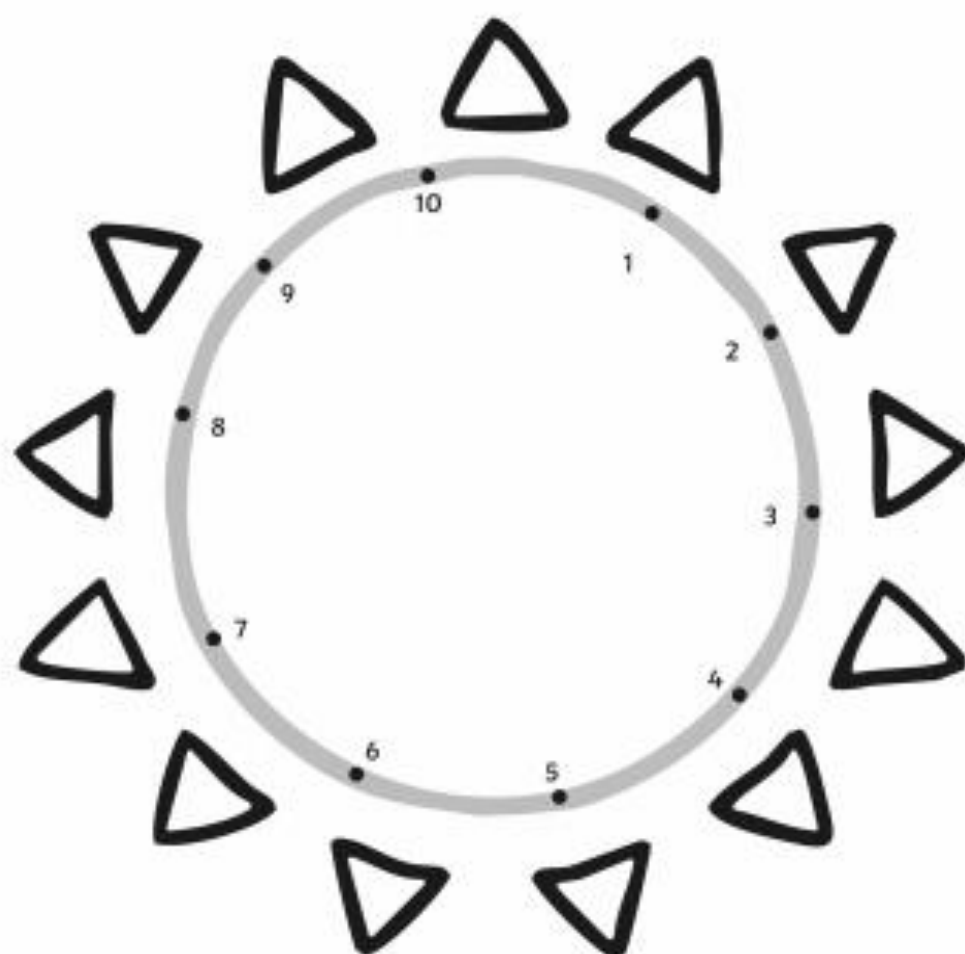
Reading LO 5 (d): Read CVC words and short, simple sentences.



Summer Dot-to-Dot



Summer Dot-to-Dot



Monday's Maths Activity

Match





Match

Match

Match the sets that have the **same amount**.









Tuesday's Maths Activity



Draw


Draw the correct amount of windows on each rocket.

 2	 1
 3	 3
 2	 3

Strand: Number

Strand Unit: Numeration

Print out and match a numeral and its value.

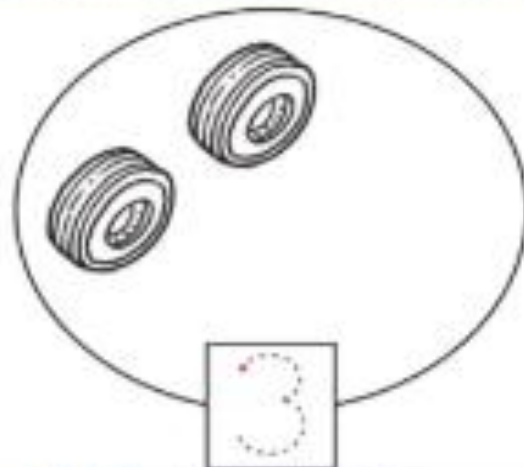
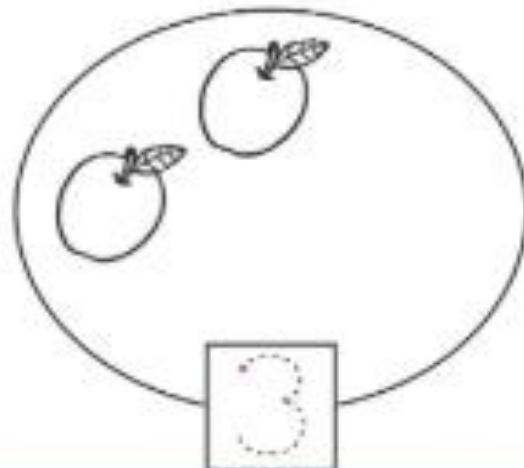
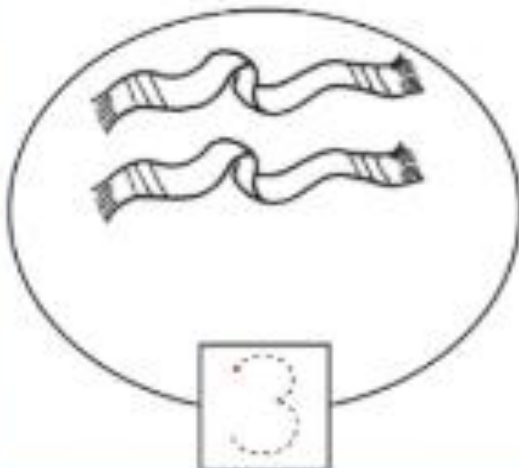
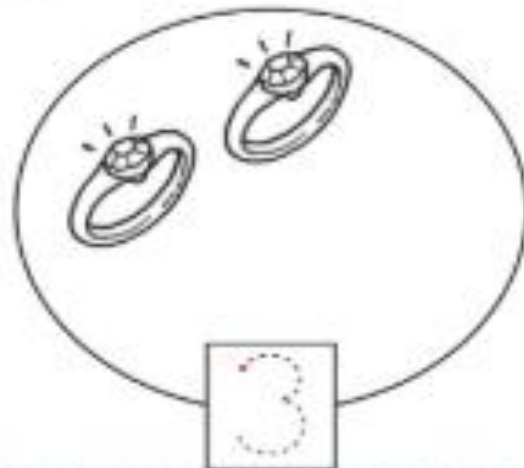
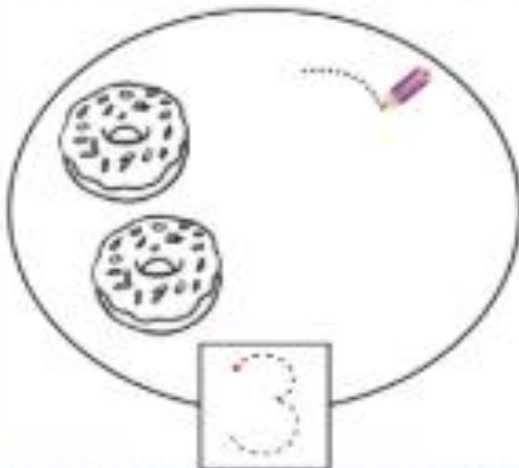
 65

Wednesday's Maths Activity


Make 3



Draw 1 more in each set to make 3. Write 3.









Thursday's Maths Activity



Match

Match the correct numeral to each set of aliens. Colour.


 <div>123</div>	 <div>123</div>
 <div>123</div>	 <div>123</div>
 <div>123</div>	 <div>123</div>

Strand: Number

Strand Use: Numeration

Disposition: Problem Solving

Please use to match a numeral and your sets.

69

Friday's Maths Activity

Match



Match the sets that have the **same amount**.



Flamingo Template

