

Reminder: Please see the following link which allows Parents and Students to register to get access to Folens online resources:

<https://www.folensonline.ie/registration/>

This will allow your child to revise and explore the Irish content we have covered through song and games. Just click into the Abair Liom B section.

Junior Infants Plan of Work

15th to 19th June

Phonics Activities:

Daily Phonics Revision Practice

Revise the individual sounds at your own discretion.

Games are a lovely way to retain and consolidate skills.

Phonics games:

- ✓ Match your sound cards to your sound boards.
- ✓ Form words using your sound cards; say each sound as you place the card down and then blend all the sounds to read the word.
- ✓ Play Go Fish; Adult calls out sound and you go find it or vice versa.
- ✓ Memory/Guessing game: display 5 or so sound cards, child closes their eyes and adult removes one sound card at a time, try identify from memory which sound card was removed each time.

Sight Word Revision Activities

- Find and practice reading each of the following words in the Junior Infants Sight Word List.
- Read each word on the specified days.
- Find the word in your sight word envelope.
- Colour the word in the grid.
- Practice writing the words.
- Try putting the word into oral sentences too (does it make sense?)

Monday	Wednesday	Friday
are	go	look
has	see	of

Blending Practice;

- ✓ Sound out each letter, run the sounds together to form the word e.g. sounding out c-a-t saying the individual sounds and then blending/running them together again to form the entire word
- ✓ Colour each word after you have sounded it out and blended it correctly.
- ✓ Write out the words you have sounded out (5 a day, next page).
Don't forget your tripod grip 😊

Mon.	Tues.	Wed.	Thurs.	Fri.
bang	yes	box	string	six
fizz	fox	with	good	chip
thin	zoo	roof	swam	strong
think	bin	stuck	elf	hop
nap	egg	end	start	hill
tent	sand	sun	set	got

Reading: Unfamiliar Texts

Explore the following link:

<https://www.oxfordowl.co.uk/for-home/find-a-book/oxford-reading-tree-levels/>

Explore this great website. Oxford reading tree has something for every interest and ability level.

Again focus on reading as a process, the aim isn't to know all words, but rather keep in mind the pace of reading, tracking words as they read with their Peter Pointer finger, the ability to identify sight words, the ability to decode words using their sounds etc., and most importantly the level of enjoyment they get out of the process.

We want to avoid frustration, so choose something that is accessible to your child's level. Enjoy 😊

NEW Reading: Core Reader 4-Up, Up and Away!

Try some of the **activities** mentioned below for **before/during/after reading** (see pg.14 of your child's reader). These encourage **active reading** and thus encourage the young reader to **remain engaged** in the process. Have fun!

- Revise the story: pages 15-24.
- Can you explain what happens first? Next? And Last? In the story?
- What was your favourite part and why?

Writing Activities

Monday:

Free Writing: Use you're your sounds, mistakes are allowed, this is not formal writing, the emphasis here is on writing for fun ☺

Starlight skills book pg. 24; Write a list.

- Write/draw a shopping list for a summer picnic.
- Draw the items and colour them in.

Tuesday:

SESE: Small World Workbook: Healthy Food pg. 51

- Healthy food helps you grow.
- Look at the food and drink on the page.
- Circle the healthy food and drink pg. 51.
- Extra: draw a lunchbox and fill it with a yummy healthy lunch.

Wednesday:

SESE: Small World Workbook: Exercise is good for you pg. 52.

- Talk and discussion: what is your favourite form of movement? Why?
- Look at the pictures on the page, have a chat about them.
- Can you circle the 8 differences in the bottom picture?
- Colour the pictures.

Thursday:

English Activity: Rhyming words

- ✓ Say the words
- ✓ Colour the words that rhyme (sound alike) with fan.
- ✓ Say the rhyming words together e.g. fan/pan/can/man-can you hear how they all sound alike?
- ✓ Join the dots. Write the word.

Friday:

Starlight Skills Book-Writing Activity: My summer holidays pg. 32.

- Imagine your summer holidays: what do you think they will look like? Feel like? Sound like? Taste like?
- Draw a picture of your summer holidays. Label it if you would like.
- Write about it.

Maths

Monday

- ✓ Maths activity sheet: Making 4
- ✓ Draw 1 more in each set to make 4.
- ✓ Write 4.
- ✓ Colour the sets.

Tuesday

- ✓ Maths activity sheet: Counting.
- ✓ Count the objects; write the correct number in the box.
- ✓ Colour the objects.

Wednesday


- ✓ Maths activity sheet: Matching.
- ✓ Match the sets with the same amount.
- ✓ Colour the sets.

Thursday

- ✓ Maths activity sheet: Count and colour.
- ✓ Colour the correct amount of objects.

Friday

- ✓ Maths activity sheet: The number 5.
- ✓ Trace over the big 5 with your finger; for the number 5 'we go down and around and give it a hat'.
- ✓ Write the number 5.



Some optional light relief:

Stories of the week:

- A Book of Seasons by Alice and Martin Provensen
<https://www.youtube.com/watch?v=VOYCtW4eQiw>
- ✓ A Stroll Through the Seasons by Kay Barnham
<https://www.youtube.com/watch?v=iTBeGi8EUTc>
- ✓ The Four Seasons-Musical book by Usborne
https://www.youtube.com/watch?v=L7LRlcTB_pI

Yoga time:

- ✓ This week we explore the Seasons through Yoga
<https://www.youtube.com/watch?v=eq38W7HR57I>

Creativity:


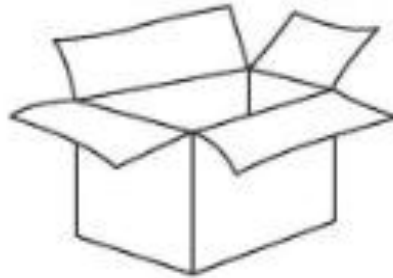
- ✓ Listen and respond to this piece of music: Vivaldi Four Seasons
<https://www.youtube.com/watch?v=ycl2ADg5Mto>
- ✓ How did the music make you feel? Why?
- ✓ Play the music again and try creating some movements to do along with it.

Mindful Colouring:

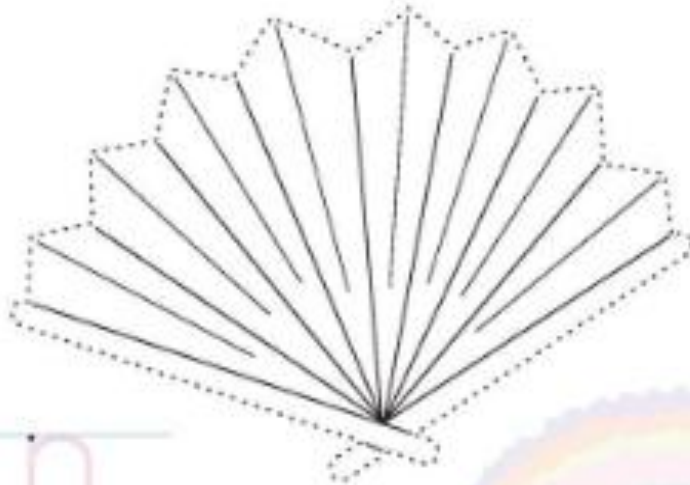
- ✓ Draw a picture of your favourite season.
- ✓ Colour it in. As you colour remember your soft and gentle breathing.

Thursday's English Activity

- E. Say the words.
Colour the ones that rhyme with **fan**.




-
- F. Join the dots. Write the word.




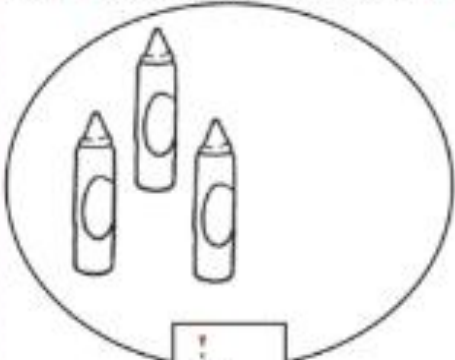
fan


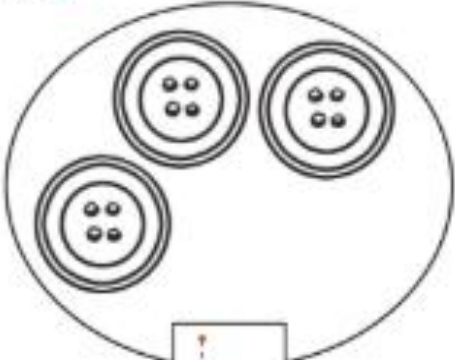
Monday's Maths Activity


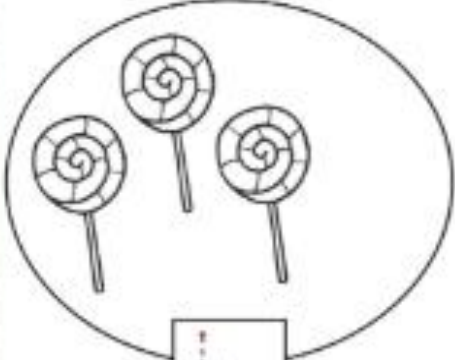



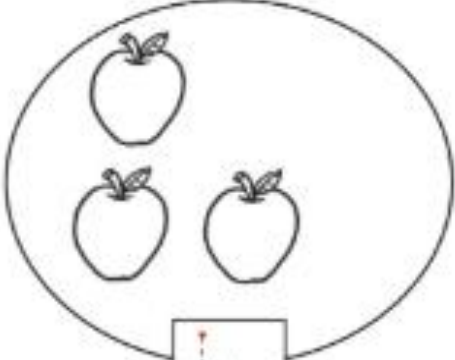
Make 4



Draw 1 more in each set to make 4. Write 4.


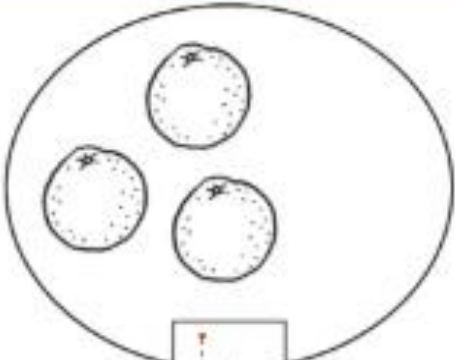













Strand: Number

Strand Unit: Analysis of Number

Objective: Explore the components of number.




77

Tuesday's Maths Activity


Count




Count. Write the correct numeral.









Wednesday's Maths Activity






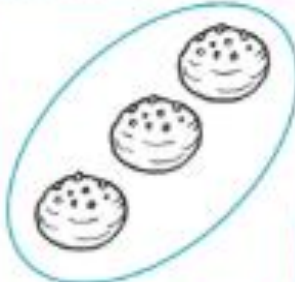




Match the sets with the **same amount**. Colour.






Strand: Early Mathematical Activities

Strand Area: Working

Objectives: Match equivalent sets to one-to-one correspondence.


79

Thursday's Maths Activity

Colour




Colour the correct amount in each box.




3



2



4



5



4



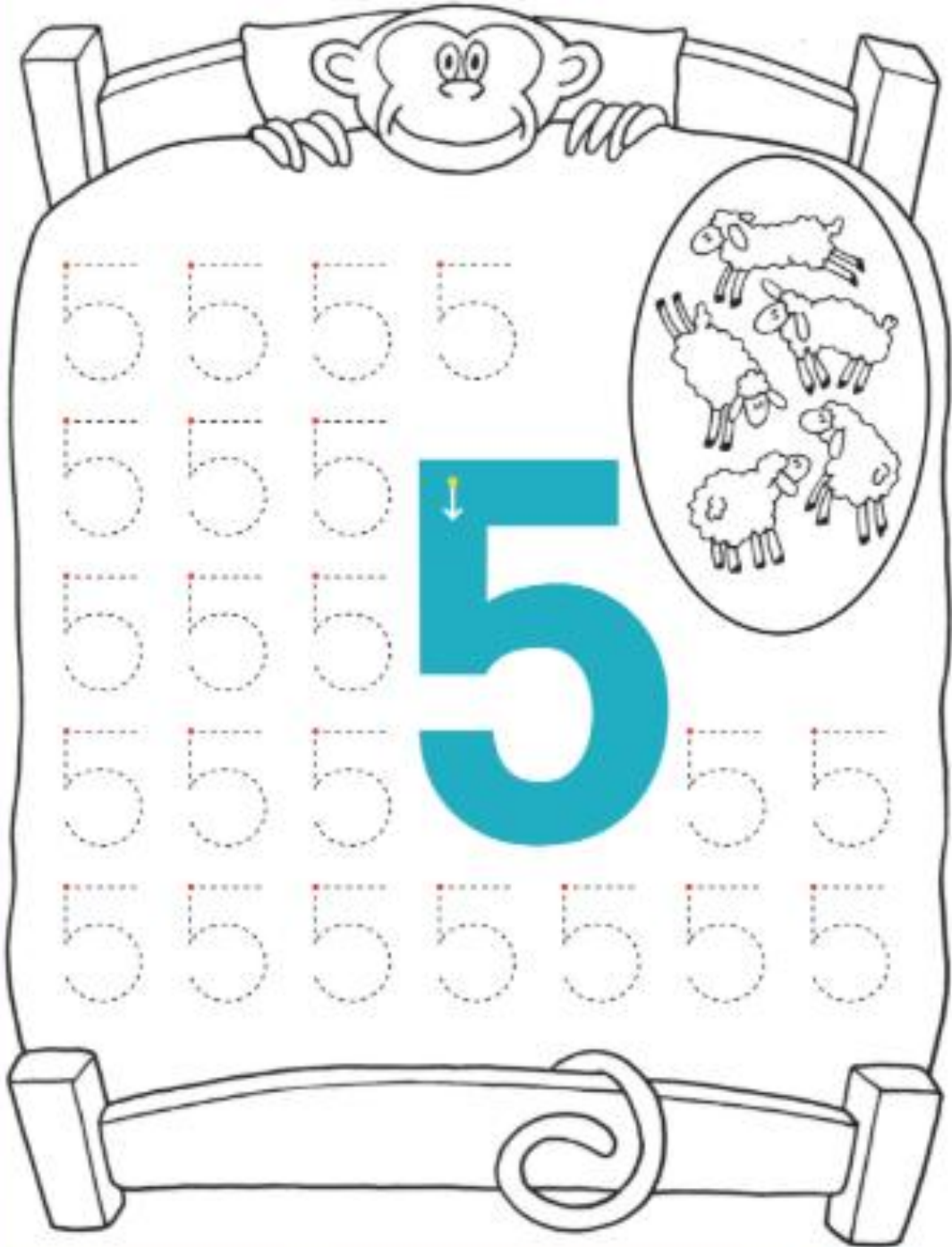
5



Friday's Maths Activity

Trace


Trace over the big 5 with your finger. Write 5.



Strand: Number
Strand Code: Numeration

Read and write the numeral 5.

Object Name



81